**Description**

IP69. IK08. Marine-grade all aluminium construction. Anodized aluminium extrusion. PCS hardware. Silicone rubber gasket. Safety glass lens with opal diffuser. Luminaire can be driven over at low speed, without accelerating or turning, by vehicles with air-filled tyres, at a weight up to 5 tonnes per wheel. Max. static load, 3 tonnes (according to DIN EN 60598-2-13). Factory-sealed termination chamber complete with cable gland and 0.5 m of flexible cable, including sealable junction box SJB. Linear PMMA LED lens. Factory installed LED circuit board. LED board can be easily removed for upgrading. Luminaire is factory sealed and does not need to be opened during installation.

Integral electronic converter with DALI interface in thermally-separated compartment.

ETV149 LED

Inground luminaires

we-ef

Specifications

Material description

| | |
|--------------------|--|
| Body | Marine-grade all aluminium construction. Anodized aluminium extrusion. |
| Lens | Safety glass lens; max. static load 3 tonnes |
| Colours | |
| Gasket | Silicone rubber gasket |
| Fasteners | PCS Polymer Coated Stainless Steel Hardware |
| Ingress protection | IP69 |
| Impact resistance | IK08 |

Electrical description

| | |
|------------------|---|
| Driver / Ballast | Integral EC electronic converter in thermally-separated compartment |
|------------------|---|

Additional information

| | |
|----------|------------------------|
| Lifetime | Ta=25° L90B10 > 90000h |
|----------|------------------------|

ETV149 LED

Inground luminaires

Options

Light distribution



diffused distribution

Colour temperature



3000 K

red

green

blue


Nominal Watt

0 W

ETV149 LED

Inground luminaires

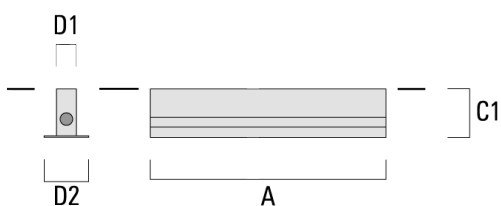
Configurations

| Light distribution | Part ID | Light source | Rated lumens | Rated input power | CRI | Weight (kg) |
|---|----------|----------------------|--------------|-------------------|-----|-------------|
| diffused distribution  | 186-0360 | LED-64/6W/W - 3000 K | 263.7 | 8.5 W | 80 | 7.30 |
| | 186-0363 | LED-64/4W/R | 131.8 | 7 W | 20 | 7.30 |
| | 186-0366 | LED-64/6W/G | 263.7 | 8.5 W | 20 | 7.30 |
| | 186-0369 | LED-64/6W/B | 35.2 | 8.5 W | 20 | 7.30 |

Mounting Accessories

Installation blackout, Type II

| Description | Part ID | A | C1 | D1 | D2 | Weight (kg) |
|--------------------------------|----------|------|-----|----|-----|-------------|
| BEV140-II-1/1227 (1 luminaire) | 186-0289 | 1275 | 130 | 55 | 120 | 4.50 |

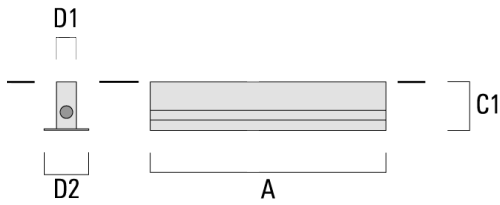


| | | | | | | |
|---------------------------------|----------|------|-----|----|-----|------|
| BEV140-II-2/1227 (2 luminaires) | 186-0290 | 2504 | 130 | 55 | 120 | 8.70 |
|---------------------------------|----------|------|-----|----|-----|------|

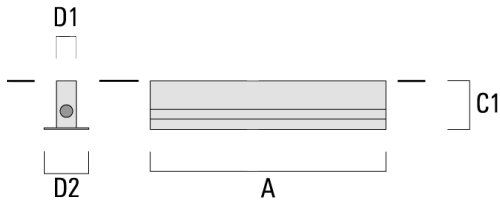


Inground luminaires

| Description | Part ID | A | C1 | D1 | D2 | Weight (kg) |
|---------------------------------|----------|------|-----|----|-----|-------------|
| BEV140-II-3/1227 (3 luminaires) | 186-0291 | 3733 | 130 | 55 | 120 | 12.80 |

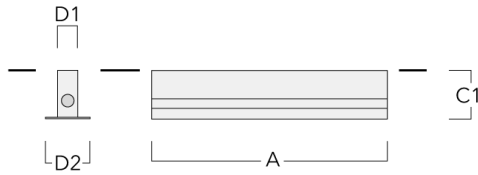


| | | | | | | |
|---------------------------------|----------|------|-----|----|-----|-------|
| BEV140-II-4/1227 (4 luminaires) | 186-0292 | 4962 | 130 | 55 | 120 | 16.90 |
|---------------------------------|----------|------|-----|----|-----|-------|

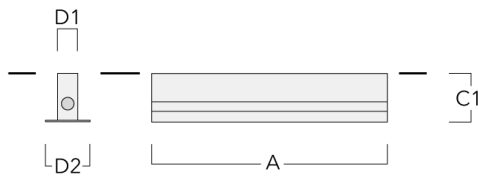


Installation blackout, Type I

| Description | Part ID | A | C1 | D1 | D2 | Weight (kg) |
|-------------------------------|----------|------|-----|----|-----|-------------|
| BEV140-I-1/1227 (1 luminaire) | 186-0314 | 1275 | 160 | 55 | 120 | 6.10 |

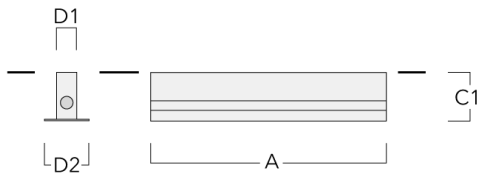


| | | | | | | |
|--------------------------------|----------|------|-----|----|-----|-------|
| BEV140-I-2/1227 (2 luminaires) | 186-0315 | 2504 | 160 | 55 | 120 | 11.70 |
|--------------------------------|----------|------|-----|----|-----|-------|



Inground luminaires

| Description | Part ID | A | C1 | D1 | D2 | Weight (kg) |
|--------------------------------|----------|------|-----|----|-----|-------------|
| BEV140-I-3/1227 (3 luminaires) | 186-0316 | 3733 | 160 | 55 | 120 | 17.40 |



| | | | | | | |
|--------------------------------|----------|------|-----|----|-----|----|
| BEV140-I-4/1227 (4 luminaires) | 186-0317 | 4962 | 160 | 55 | 120 | 23 |
|--------------------------------|----------|------|-----|----|-----|----|

