

### Description

IP67\*, Class I. IK08. Marine-grade all aluminium construction. Anodized aluminium extrusion. PCS hardware. Silicone rubber gasket. Safety glass lens. Luminaire can be driven over at low speed, without accelerating or turning, by vehicles with air-filled tyres, at a weight up to 5 tonnes per wheel. Max. static load, 3 tonnes (according to DIN EN 60598-2-13). Factory-sealed termination chamber complete with cable gland and 0.5 m of flexible cable, including sealable junction box SJB. Linear PMMA LED lens. Factory installed LED circuit board. LED board can be easily removed for upgrading. Luminaire is factory sealed and does not need to be opened during installation. Integral electronic converter with DALI interface in thermally-separated compartment. Optional 2200 K version available. To be specified at time of ordering.

The optional installation blackout is recommended for mounting. To be ordered separately.

The luminaire is not suitable for permanent underwater operation and must be switched off in the event of flooding.

\* Additionally tested to IP66, IP67, IP68 0.1 bar 3h, up to

## Inground luminaires

---

1 m depth according to DIN EN 60598 and IP69K/80°  
according to DIN EN 60529.

Specifications

Material description

|                    |   |
|--------------------|---|
| Body               | Marine-grade all aluminium construction. Anodized aluminium extrusion |
| Lens               | Safety glass lens; max. load 3 tonnes                                 |
| Colours            |   |
| Gasket             | Silicone rubber gasket  |
| Fasteners          | PCS Polymer Coated Stainless Steel Hardware                           |
| Ingress protection | IP67  |
| Impact resistance  | IK08  |

Electrical description

|                  |                     |
|------------------|---------------------|
| Power supply     | 220-240V / 50-60 Hz |
| Driver / Ballast | DALI                |
| Power factor     | > 0.9               |
| Surge protection | 1/2 kV              |

Additional information

|                         |                        |
|-------------------------|------------------------|
| Lifetime                | Ta=25° L90B10 > 90000h |
| Energy efficiency class | D (Light source)       |

Options

Light distribution



asymmetric, wallgrazer [A6]

Colour temperature



3000 K



4000 K




2700 K

Nominal Watt

0 W

Configurations

| Light distribution  | Part ID  | Light source                 | Rated lumens | Rated input power | CRI | Weight (kg) |
|---|----------|------------------------------|--------------|-------------------|-----|-------------|
| asymmetric, wallgrazer [A6]<br> | 186-0374 | LED-64/40W / 225 mA - 3000 K | 4382.8       | 44 W              | 80  | 7.50        |
|   | 186-0375 | LED-64/40W / 225 mA - 4000 K | 4382.8       | 44 W              | 80  | 7.50        |
|   | 186-0416 | LED-64/40W / 225 mA - 2700 K | 4382.8       | 44 W              | 80  | 7.50        |

Electrical Accessories

Sealable junction box

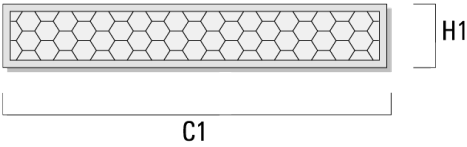
| Description                  | Part ID  | C1  | M1   | M2        |
|------------------------------|----------|-----|------|-----------|
| Sealable junction box SJB130 | 185-1624 | 146 | Ø 10 | Ø 12 - 19 |



Optical Accessories

Honeycomb louvre

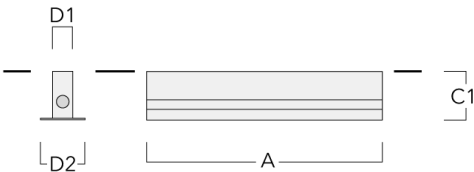
| Description   | Part ID  | C1   | H1 |
|---------------|----------|------|----|
| IW for ETV140 | 186-0296 | 1198 | 30 |



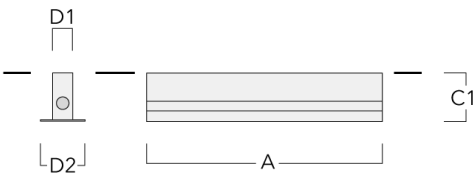
Mounting Accessories

Installation blackout, Type I

| Description                   | Part ID  | A    | C1  | D1 | D2  | Weight (kg) |
|-------------------------------|----------|------|-----|----|-----|-------------|
| BEV140-I-1/1227 (1 luminaire) | 186-0314 | 1275 | 160 | 55 | 120 | 6.10        |

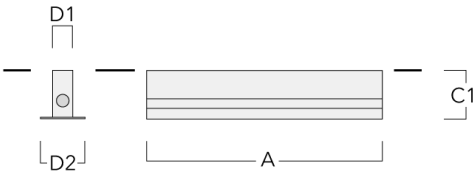


|                                |          |      |     |    |     |       |
|--------------------------------|----------|------|-----|----|-----|-------|
| BEV140-I-2/1227 (2 luminaires) | 186-0315 | 2504 | 160 | 55 | 120 | 11.70 |
|--------------------------------|----------|------|-----|----|-----|-------|





| Description                    | Part ID  | A    | C1  | D1 | D2  | Weight (kg) |
|--------------------------------|----------|------|-----|----|-----|-------------|
| BEV140-I-3/1227 (3 luminaires) | 186-0316 | 3733 | 160 | 55 | 120 | 17.40       |



|                                |          |      |     |    |     |    |
|--------------------------------|----------|------|-----|----|-----|----|
| BEV140-I-4/1227 (4 luminaires) | 186-0317 | 4962 | 160 | 55 | 120 | 23 |
|--------------------------------|----------|------|-----|----|-----|----|

