





Description

Tunable white projector. IP66, Class I. IK07. Marine-grade, die-cast aluminium alloy. 5CE superior corrosion protection including PCS hardware. Silicone CCG® Controlled Compression Gasket. Safety glass lens. One cable gland. Second gland for through-wiring on request.

Integral EC electronic converter in thermally-separated compartment. CAD-optimised optics for superior illumination and glare control. OLC® One LED Concept. Factory-installed LED circuit board with Tunable White Technology.

DALI interface. For other control interface options to suit specific project requirements, contact WE-EF.

Projectors**Specifications****Material description**

Body	Marine-grade, die-cast aluminium alloy
Lens	Safety glass lens
Colours	 RAL9004 Signal black  RAL9007 Grey aluminium  RAL7016 Anthracite grey  RAL9016 Traffic white
Gasket	Silicone CCG® Controlled Compression Gasket
Fasteners	PCS Polymer Coated Stainless Steel Hardware
Ingress protection	IP66
Impact resistance	IK07
Corrosion resistance	5CE
Windage	0.018 m ²

Electrical description

Power supply	220-240V / 50-60 Hz
Driver / Ballast	DALI
Power factor	> 0.9

Additional information

FLC210-TW LED

Projectors

Options

Light distribution



symmetric, wide beam [B]



symmetric, medium beam [M]



symmetric, narrow beam [E]




Colour temperature

2200-6000K

Nominal Watt

0 W

Configurations

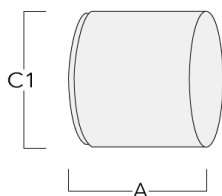
Light distribution	Part ID	Light source	Rated lumens	Rated input power	CRI	Weight (kg)
symmetric, medium beam [M] 	139-2418	LED-3/11W - 2200-6000 K	963.4	13 W	80	4.00
symmetric, narrow beam [E] 	139-2419	LED-3/11W - 2200-6000 K	980.7	13 W	80	4.00
symmetric, wide beam [B] 	139-2417	LED-3/11W - 2200-6000 K	953.5	13 W	80	4.00

Projectors**Optical Accessories****Glare shield**

Description	Part ID	A	C1
Glare shield ES	139-2406	86	149

Snoot

Description	Part ID	A	C1
Snoot ET	139-2407	86	149



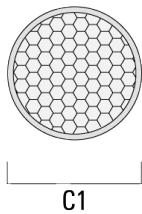
Projectors

Honeycomb louvre

Description	Part ID	C1
Honeycomb louvre IW for [B]	139-9414	100

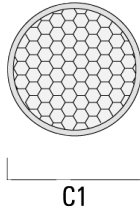


Honeycomb louvre IW for [E]	139-9415	100
-----------------------------	----------	-----



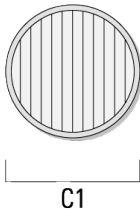
Projectors

Description	Part ID	C1
Honeycomb louvre IW for [M]	139-9413	100



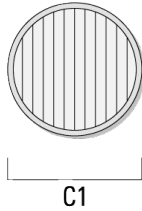
Linear spread lens

Description	Part ID	C1
Linear spread lens IO-180 for [B]	139-9411	100

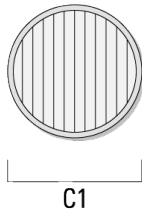


Projectors

Description	Part ID	C1
Linear spread lens IO-180 for [E]	139-9412	100



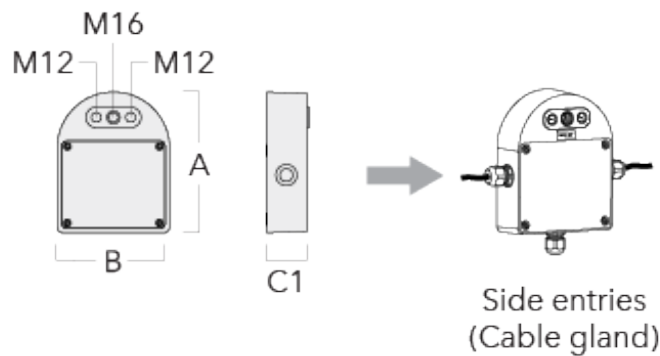
Linear spread lens IO-180 for [M]	139-9410	100
-----------------------------------	----------	-----



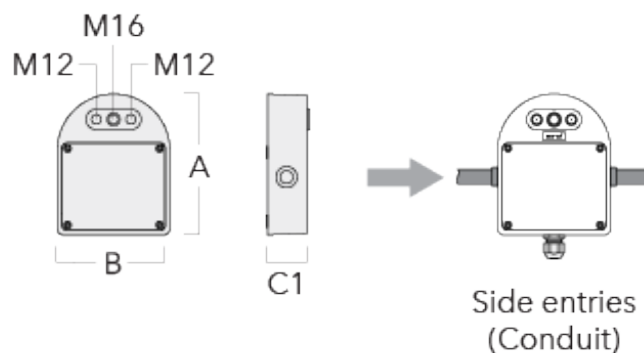
Mounting Accessories

Junction box

Description	Part ID	Additional information	A	B	C1	Weight (kg)
Junction box JB20 - Cable side entries	310-9013	Junction boxes are made from marine-grade, die-cast aluminium alloy. IK10. IP66. For side entries and suitable to be used with cable glands.	180	143	51	1.02

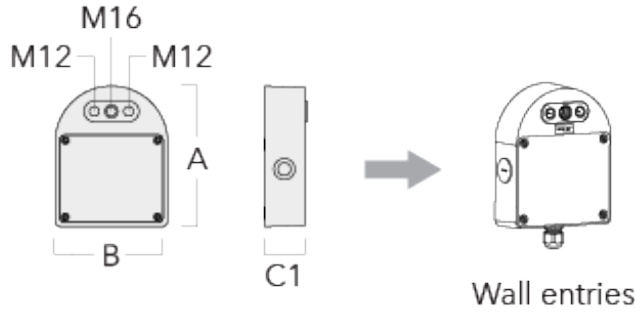


Junction box JB20 - Conduit side entries	310-9014	Junction boxes are made from marine-grade, die-cast aluminium alloy. IK10. IP66. For side entries and suitable to be used with conduits.	180	143	51	1.02
--	----------	--	-----	-----	----	------



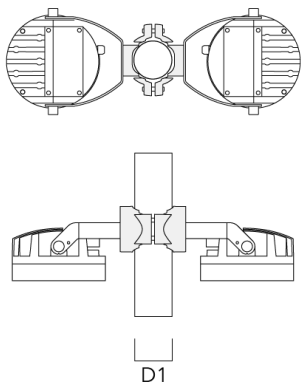
Projectors

Description	Part ID	Additional information	A	B	C1	Weight (kg)
Junction box JB20 - Wall entries	310-9018	Junction boxes are made from marine-grade, die-cast aluminium alloy. IK10. IP66. For wall entries.	180	143	51	1.02



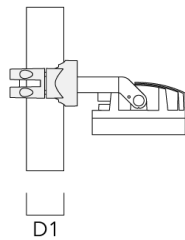
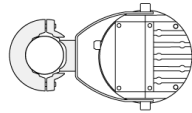
Pole clamp PC - Rotatable

Description	Part ID	D1	Weight (kg)
PC2 76-89/60 Pole clamp, double (Ø 76-89)	139-2703	76-89	1.00

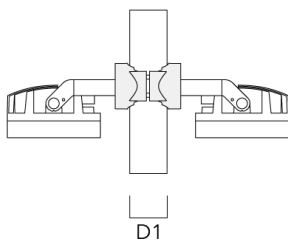
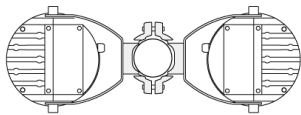


Projectors

Description	Part ID	D1	Weight (kg)
PC1 76-89/60 Pole clamp, single (Ø 76-89)	139-2702	76-89	1.00

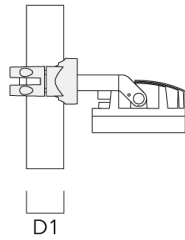
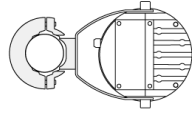


PC2 102-114/60 Pole clamp, double (Ø 102-114)	139-2707	102-114	1.20
---	----------	---------	------

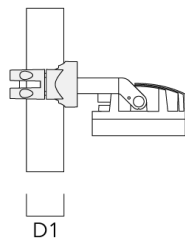
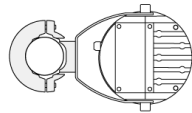


Projectors

Description	Part ID	D1	Weight (kg)
PC1 102-114/60 Pole clamp, single (Ø 102-114)	139-2706	102-114	1.20



PC1 114-133/60 Pole clamp, single (Ø 114-133)	139-2708	114-133	1.40
--	----------	---------	------



Projectors

Description	Part ID	D1	Weight (kg)
PC2 82-109/60 Pole camp, double (Ø 82-109)	139-2705	82-109	1.10



PC1 82-109/60 Pole camp, single (Ø 82-109)	139-2704	82-109	1.10
--	----------	--------	------

