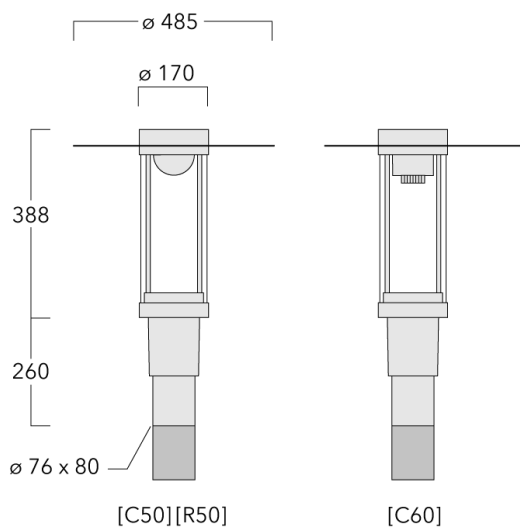


# ZAT430-FT LED

Pole mounted

**we-ef**



## Description

IP66, Class I. IK09. Marine-grade, die-cast aluminium alloy. 5CE superior corrosion protection including PCS hardware. PMMA main lens. Silicone CCG® Controlled Compression Gasket. Luminaire is factory-sealed and does not need to be opened during installation.

Integral electronic converter with DALI interface in thermally separated compartment. CAD-optimised indirect optics for superior illumination and glare control. Factory installed LED circuit board.

Including 0.5 m cable with a cable connector.

**WE-EF LIGHTING (Thailand) Co., Ltd.**





57 Moo 5, Kingkaew Rd., Bangplee, 10540 Samutprakarn - Phone: +66 2 738 96 20 - Fax: +66 2 738 96 29

<https://we-ef.com/asia>

Subject to technical changes and errors. - Generated on 27/11/2024

**Pole mounted****Specifications****Material description**

---

Body	Marine-grade, die-cast aluminium alloy
Lens	PMMA
Colours	 RAL9004 Signal black  RAL9007 Grey aluminium  RAL7016 Anthracite grey  RAL9016 Traffic white
Gasket	Silicone CCG® Controlled Compression Gasket
Fasteners	PCS Polymer Coated Stainless Steel Hardware
Ingress protection	IP66
Impact resistance	IK09
Corrosion resistance	5CE
Windage	0.130 m <sup>2</sup>

---

**Electrical description**

---

Driver / Ballast	Integral electronic converter with DALI interface in thermally separated compartment
Power factor	> 0.9

---

**Additional information**

---

Lifetime	Ta=25° L70B50 > 50000h
BUG Rating	Please see individual Spec Sheets for classification of Backlight, Uplight and Glare

---




# ZAT430-FT LED

Pole mounted



**we-ef**

## Options

### Light distribution

	controlled symmetric distribution [C50]
	symmetric distribution [C60]
	rectangular [R50]




### Colour temperature

	2700 K
	3000 K
	4000 K

### Nominal Watt

24 W

## Configurations

Light distribution	Part ID	Light source	Rated lumens	Rated input power	CRI	Weight (kg)
controlled symmetric distribution [C50] 	115-1646	LED-FT-12W / 350 mA - 2700 K	1456.5	14 W	80	7.70
	115-1647	LED-FT-12W / 350 mA - 3000 K	1555.1	14 W	80	7.70
	115-1648	LED-FT-12W / 350 mA - 4000 K	1638.5	14 W	80	7.70
	115-1649	LED-FT-17W / 500 mA - 2700 K	2226.4	20 W	80	7.70
	115-1650	LED-FT-17W / 500 mA - 3000 K	2328.8	20 W	80	7.70
	115-1651	LED-FT-17W / 500 mA - 4000 K	2427.4	20 W	80	7.70
	115-1652	LED-FT-24W / 700 mA - 2700 K	3072.2	27 W	80	7.70
	115-1653	LED-FT-24W / 700 mA - 3000 K	3201.2	27 W	80	7.70
rectangular [R50] 	115-1879	LED-FT-12W / 350 mA - 3000 K	1567.4	14 W	80	7.70
	115-1880	LED-FT-12W / 350 mA - 4000 K	1651.5	14 W	80	7.70
	115-1881	LED-FT-12W / 350 mA - 2700 K	1468	14 W	80	7.70
	115-1882	LED-FT-24W / 700 mA - 3000 K	3226.6	27 W	80	7.70
	115-1883	LED-FT-24W / 700 mA - 4000 K	3364.2	27 W	80	7.70
	115-1884	LED-FT-24W / 700 mA - 2700 K	3096.6	27 W	80	7.70
	115-1974	LED-FT-17W / 500 mA - 2700 K	2244.1	20 W	80	7.70
	115-1975	LED-FT-17W / 500 mA - 3000 K	2347.3	20 W	80	7.70
	115-1976	LED-FT-17W / 500 mA - 4000 K	2446.7	20 W	80	7.70
	115-2080	LED-FT-37W / 700 mA - 3000 K	4839.8	42 W	80	7.70
	115-2081	LED-FT-37W / 700 mA - 4000 K	5118.9	42 W	80	7.70
115-2082	LED-FT-37W / 700 mA - 2700 K	4698.4	42 W	80	7.70	
symmetric distribution [C60] 	115-1658	LED-FT-12W / 350 mA - 2700 K	1274.6	14 W	80	7.70
	115-1659	LED-FT-12W / 350 mA - 3000 K	1360.9	14 W	80	7.70
	115-1660	LED-FT-12W / 350 mA - 4000 K	1433.9	14 W	80	7.70
	115-1661	LED-FT-17W / 500 mA - 2700 K	1948.4	20 W	80	7.70
	115-1662	LED-FT-17W / 500 mA - 3000 K	2038	20 W	80	7.70
	115-1663	LED-FT-17W / 500 mA - 4000 K	2124.3	20 W	80	7.70
	115-1664	LED-FT-24W / 700 mA - 2700 K	2688.6	27 W	80	7.70
	115-1665	LED-FT-24W / 700 mA - 3000 K	2801.4	27 W	80	7.70
	115-1666	LED-FT-24W / 700 mA - 4000 K	2920.9	27 W	80	7.70

# ZAT430-FT LED

Pole mounted

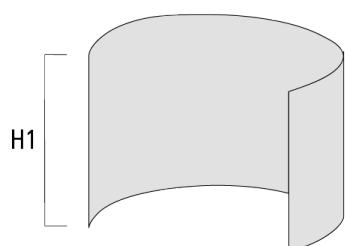
## Optical Accessories

### Light shield

---

Description	Part ID	H1
Cut-off shield IL-180	159-0321	120

---

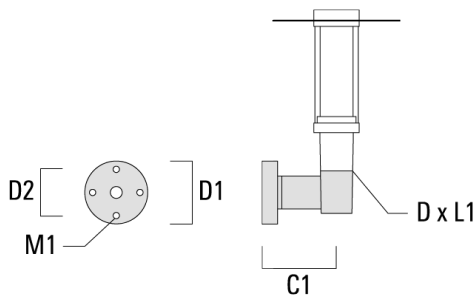


Pole mounted

**Mounting Accessories**

**Wall and pole brackets RZ**

Description	Part ID	C1	D1	D2	D × L1	M1	Weight (kg)
Wall bracket RZO-400, single	115-1324	277	231	195	76 x 80	12	3.50



Pole bracket RZ2-400, double	115-1323	258			76 x 100		4.90
------------------------------	----------	-----	--	--	----------	--	------

