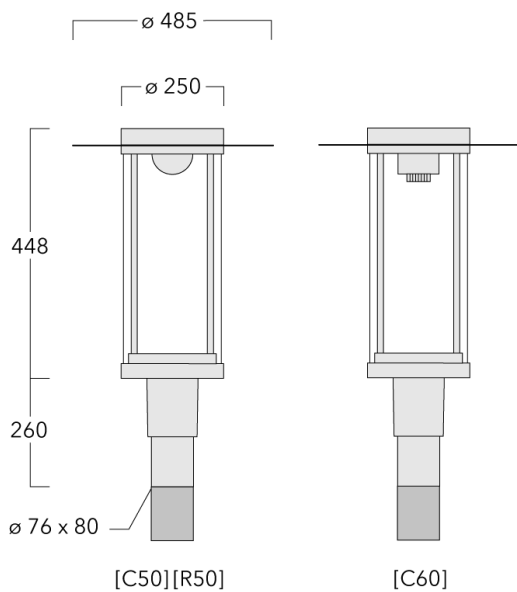


ZAT470-FT LED

Pole mounted

we-ef



Description

IP66, Class I. IK08. Marine-grade, die-cast aluminium alloy. 5CE superior corrosion protection including PCS hardware. PMMA main lens. Silicone CCG® Controlled Compression Gasket. Luminaire is factory-sealed and does not need to be opened during installation.

Integral electronic converter with DALI interface in thermally separated compartment. CAD-optimised indirect optics for superior illumination and glare control. Factory installed LED circuit board.

Including 0.5 m cable with a cable connector.





WE-EF LIGHTING (Thailand) Co., Ltd.

57 Moo 5, Kingkaew Rd., Bangplee, 10540 Samutprakarn - Phone: +66 2 738 96 20 - Fax: +66 2 738 96 29

<https://we-ef.com/asia>

Subject to technical changes and errors. - Generated on 24/11/2024

Pole mounted**Specifications****Material description**

Body	Marine-grade, die-cast aluminium alloy
Lens	PMMA
Colours	 RAL9004 Signal black  RAL9007 Grey aluminium  RAL7016 Anthracite grey  RAL9016 Traffic white
Gasket	Silicone CCG® Controlled Compression Gasket
Fasteners	PCS Polymer Coated Stainless Steel Hardware
Ingress protection	IP66
Impact resistance	IK08
Corrosion resistance	5CE
Windage	0.205 m ²

Electrical description

Driver / Ballast	Integral electronic converter with DALI interface in thermally separated compartment
Power factor	> 0.9

Additional information

Lifetime	Ta=25° L70B50 > 50000h
BUG Rating	Please see individual Spec Sheets for classification of Backlight, Uplight and Glare




ZAT470-FT LED

Pole mounted


we-ef

Options

Light distribution

	controlled symmetric distribution [C50]
	symmetric distribution [C60]
	rectangular [R50]




Colour temperature

	2700 K
	3000 K
	4000 K

Nominal Watt

24 W

Configurations

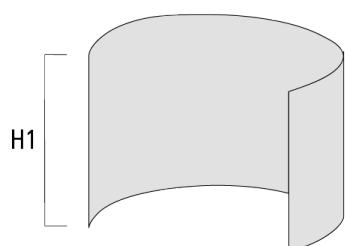
Light distribution	Part ID	Light source	Rated lumens	Rated input power	CRI	Weight (kg)
controlled symmetric distribution [C50] 	115-1754	LED-FT-24W / 700 mA - 2700 K	3312.3	27 W	80	9.90
	115-1755	LED-FT-24W / 700 mA - 3000 K	3451.4	27 W	80	9.90
	115-1756	LED-FT-24W / 700 mA - 4000 K	3598.6	27 W	80	9.90
	115-1757	LED-FT-37W / 700 mA - 2700 K	5025.8	42 W	80	9.90
	115-1758	LED-FT-37W / 700 mA - 3000 K	5177.1	42 W	80	9.90
	115-1759	LED-FT-37W / 700 mA - 4000 K	5475.6	42 W	80	9.90
rectangular [R50] 	115-1897	LED-FT-24W / 700 mA - 3000 K	3335	27 W	80	9.90
	115-1898	LED-FT-24W / 700 mA - 4000 K	3477.3	27 W	80	9.90
	115-1899	LED-FT-24W / 700 mA - 2700 K	3200.7	27 W	80	9.90
	115-1900	LED-FT-37W / 700 mA - 3000 K	5002.5	42 W	80	9.90
	115-1901	LED-FT-37W / 700 mA - 4000 K	5291	42 W	80	9.90
	115-1902	LED-FT-37W / 700 mA - 2700 K	4856.3	42 W	80	9.90
symmetric distribution [C60] 	115-1760	LED-FT-24W / 700 mA - 2700 K	3033.6	27 W	80	9.90
	115-1761	LED-FT-24W / 700 mA - 3000 K	3160.9	27 W	80	9.90
	115-1762	LED-FT-24W / 700 mA - 4000 K	3295.7	27 W	80	9.90
	115-1763	LED-FT-37W / 700 mA - 2700 K	4602.8	42 W	80	9.90
	115-1764	LED-FT-37W / 700 mA - 3000 K	4741.3	42 W	80	9.90
	115-1765	LED-FT-37W / 700 mA - 4000 K	5014.7	42 W	80	9.90

Pole mounted

Optical Accessories

Light shield

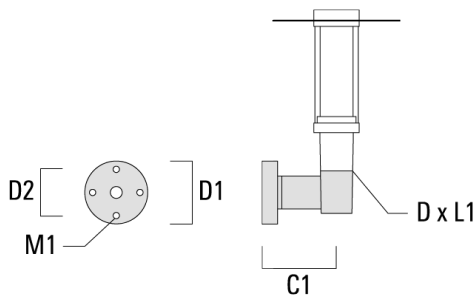
Description	Part ID	H1
Cut-off shield IL-180	159-0321	120



Mounting Accessories

Wall and pole brackets RZ

Description	Part ID	C1	D1	D2	D × L1	M1	Weight (kg)
Wall bracket RZO-400, single	115-1324	277	231	195	76 x 80	12	3.50



Pole bracket RZ2-400, double	115-1323	258			76 x 100		4.90
------------------------------	----------	-----	--	--	----------	--	------

