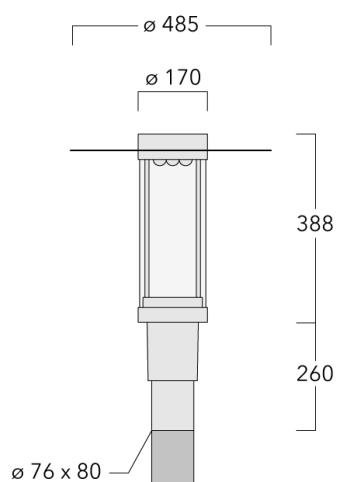


ZAT430 LED

Pole mounted

we-ef



Description

IP66, Class I. Class II on request. IK09. Marine-grade, die-cast aluminium alloy. 5CE superior corrosion protection including PCS hardware. Silicone CCG® Controlled Compression Gasket. PMMA main lens. Integral EC electronic converter in thermally separated compartment. DALI. CAD-optimised OLC® One LED Concept optics for superior illumination and glare control. Factory installed LED circuit board. The luminaire is factory-sealed and does not need to be opened during installation.

Optional 2200 K version available. To be specified at time of ordering.






Fagerhult Lighting Ltd

33-34 Dolben Street, SE1 0UQ London, United Kingdom

<https://we-ef.com/uk>

Subject to technical changes and errors. - Generated on 23/11/2024

Specifications**Material description**

Body	Marine-grade, die-cast aluminium alloy
Lens	PMMA
Colours	 RAL9004 Signal black  RAL9006 White aluminium  RAL9007 Grey aluminium  RAL7016 Anthracite grey  RAL9016 Traffic white
Gasket	Silicone CCG® Controlled Compression Gasket
Fasteners	PCS Polymer Coated Stainless Steel Hardware
Ingress protection	IP66
Impact resistance	IK09
Corrosion resistance	5CE
Windage	0.130 m ²

Electrical description

Power supply	220-240V / 50-60 Hz
Driver / Ballast	Integral EC electronic converter. DALI
Power factor	> 0.9
Surge protection	6/6 kV (optional SP10)

Additional information

Lifetime	Ta=25° L90B10 > 90000h
Energy efficiency class	C-D (Light source)

ZAT430 LED

Pole mounted

Options

Light distribution



rectangular, side throw [R65]



asymmetric, side throw beam [S65]

Colour temperature



2700 K



3000 K





4000 K

Nominal Watt

15 W

Configurations

Light distribution	Part ID	Light source	Rated lumens	Rated input power	CRI	Weight (kg)
asymmetric, side throw [S65] 	115-1679	LED-9/9W / 350 mA - 2700 K	968.9	11 W	80	7.80
	115-1679-70	LED-9/9W / 350 mA - 2700 K	1035.7	11 W	70	7.80
	115-1680	LED-9/9W / 350 mA - 3000 K	1035.7	11 W	80	7.80
	115-1680-70	LED-9/9W / 350 mA - 3000 K	1202.8	11 W	70	7.80
	115-1681	LED-9/9W / 350 mA - 4000 K	1136	11 W	80	7.80
	115-1681-70	LED-9/9W / 350 mA - 4000 K	1269.6	11 W	70	7.80
	115-1682	LED-9/18W / 700 mA - 2700 K	1804.2	20 W	80	7.80
	115-1682-70	LED-9/18W / 700 mA - 2700 K	1937.8	20 W	70	7.80
	115-1683	LED-9/18W / 700 mA - 3000 K	1937.8	20 W	80	7.80
	115-1683-70	LED-9/18W / 700 mA - 3000 K	2205.1	20 W	70	7.80
	115-1684	LED-9/18W / 700 mA - 4000 K	2071.5	20 W	80	7.80
	115-1684-70	LED-9/18W / 700 mA - 4000 K	2338.7	20 W	70	7.80
	115-1685	LED-9/27W / 1050 mA - 2700 K	2739.7	30 W	80	7.80
	115-1685-70	LED-9/27W / 1050 mA - 2700 K	3140.6	30 W	70	7.80
	115-1686	LED-9/27W / 1050 mA - 3000 K	2873.3	30 W	80	7.80
	115-1686-70	LED-9/27W / 1050 mA - 3000 K	3274.2	30 W	70	7.80
	115-1687	LED-9/27W / 1050 mA - 4000 K	3007	30 W	80	7.80
115-1687-70	LED-9/27W / 1050 mA - 4000 K	3407.9	30 W	70	7.80	
rectangular, side throw [R65] 	115-1670	LED-9/9W / 350 mA - 2700 K	999.2	11 W	80	7.80
	115-1670-70	LED-9/9W / 350 mA - 2700 K	1068.1	11 W	70	7.80
	115-1671	LED-9/9W / 350 mA - 3000 K	1068.1	11 W	80	7.80
	115-1671-70	LED-9/9W / 350 mA - 3000 K	1240.4	11 W	70	7.80
	115-1672	LED-9/9W / 350 mA - 4000 K	1171.5	11 W	80	7.80
	115-1672-70	LED-9/9W / 350 mA - 4000 K	1309.3	11 W	70	7.80
	115-1673	LED-9/18W / 700 mA - 2700 K	1860.6	20 W	80	7.80
	115-1673-70	LED-9/18W / 700 mA - 2700 K	1998.5	20 W	70	7.80
	115-1674	LED-9/18W / 700 mA - 3000 K	1998.5	20 W	80	7.80
	115-1674-70	LED-9/18W / 700 mA - 3000 K	2274.1	20 W	70	7.80
	115-1675	LED-9/18W / 700 mA - 4000 K	2136.3	20 W	80	7.80
	115-1675-70	LED-9/18W / 700 mA - 4000 K	2411.9	20 W	70	7.80
	115-1676	LED-9/27W / 1050 mA - 2700 K	2825.4	30 W	80	7.80
	115-1676-70	LED-9/27W / 1050 mA - 2700 K	3238.9	30 W	70	7.80
	115-1677	LED-9/27W / 1050 mA - 3000 K	2963.2	30 W	80	7.80
	115-1677-70	LED-9/27W / 1050 mA - 3000 K	3376.7	30 W	70	7.80
	115-1678	LED-9/27W / 1050 mA - 4000 K	3101	30 W	80	7.80

ZAT430 LED

Pole mounted

we-ef

Light distribution	Part ID	Light source	Rated lumens	Rated input power	CRI	Weight (kg)
	115-1678-70	LED-9/27W / 1050 mA - 4000 K	3514.5	30 W	70	7.80

Fagerhult Lighting Ltd

33-34 Dolben Street, SE1 0UQ London, United Kingdom

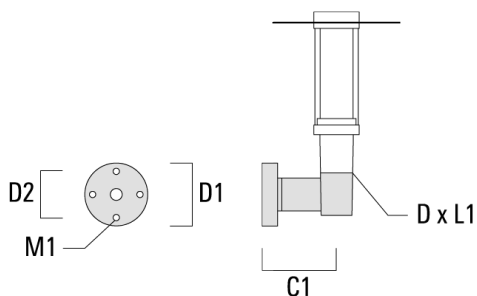
<https://we-ef.com/uk>

Subject to technical changes and errors. - Generated on 23/11/2024

Mounting Accessories

Wall and pole brackets RZ

Description	Part ID	C1	D1	D2	D × L1	M1	Weight (kg)
RZ0-400 Wall bracket, single	115-1324	277	231	195	76 x 80	12	3.50



RZ2-400 Pole bracket, double	115-1323	258			76 x 100		4.90
------------------------------	----------	-----	--	--	----------	--	------

