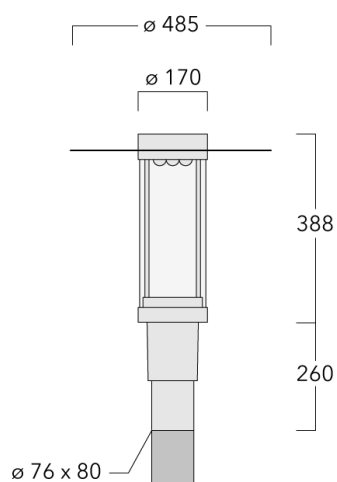


ZAT430 LED

Pole mounted

we-ef



Description

IP66, Class I. IK09. Marine-grade, die-cast aluminium alloy. 5CE superior corrosion protection including PCS hardware. PMMA main lens. Silicone CCG® Controlled Compression Gasket. Luminaire is factory-sealed and does not need to be opened during installation.

Integral electronic converter with DALI interface in thermally separated compartment. CAD-optimised indirect optics for superior illumination and glare control. Factory installed LED circuit board. Optional 2200 K version available. To be specified at time of ordering.

Including 0.5 m cable with a cable connector.





WE-EF LIGHTING (Thailand) Co., Ltd.

57 Moo 5, Kingkaew Rd., Bangplee, 10540 Samutprakarn - Phone: +66 2 738 96 20 - Fax: +66 2 738 96 29

<https://we-ef.com/asia>

Subject to technical changes and errors. - Generated on 23/11/2024

Specifications**Material description**

Body	Marine-grade, die-cast aluminium alloy
Lens	PMMA
Colours	 RAL9004 Signal black  RAL9007 Grey aluminium  RAL7016 Anthracite grey  RAL9016 Traffic white
Gasket	Silicone CCG® Controlled Compression Gasket
Fasteners	PCS Polymer Coated Stainless Steel Hardware
Ingress protection	IP66
Impact resistance	IK09
Corrosion resistance	5CE
Windage	0.130 m ²

Electrical description

Driver / Ballast	Integral electronic converter with DALI interface in thermally separated compartment
Power factor	> 0.9

Additional information

Lifetime	Ta=25° L90B10 > 90000h
BUG Rating	Please see individual Spec Sheets for classification of Backlight, Uplight and Glare

ZAT430 LED

Pole mounted

Options

Light distribution



rectangular, side throw [R65]



asymmetric, side throw [S65]

Colour temperature



2700 K



3000 K





4000 K

Nominal Watt

15 W

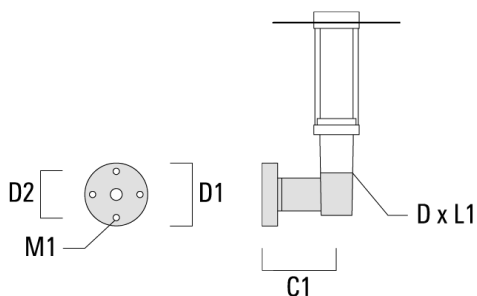
Configurations

Light distribution	Part ID	Light source	Rated lumens	Rated input power	CRI	Weight (kg)
asymmetric, side throw [S65] 	115-1679	LED-9/9W / 350 mA - 2700 K	968.9	11 W	80	7.80
	115-1680	LED-9/9W / 350 mA - 3000 K	1035.7	11 W	80	7.80
	115-1681	LED-9/9W / 350 mA - 4000 K	1136	11 W	80	7.80
	115-1682	LED-9/18W / 700 mA - 2700 K	1804.2	20 W	80	7.80
	115-1683	LED-9/18W / 700 mA - 3000 K	1937.8	20 W	80	7.80
	115-1684	LED-9/18W / 700 mA - 4000 K	2071.5	20 W	80	7.80
	115-1685	LED-9/27W / 1050 mA - 2700 K	2739.7	30 W	80	7.80
	115-1686	LED-9/27W / 1050 mA - 3000 K	2873.3	30 W	80	7.80
	115-1687	LED-9/27W / 1050 mA - 4000 K	3007	30 W	80	7.80
rectangular, side throw [R65] 	115-1670	LED-9/9W / 350 mA - 2700 K	999.2	11 W	80	7.80
	115-1671	LED-9/9W / 350 mA - 3000 K	1068.1	11 W	80	7.80
	115-1672	LED-9/9W / 350 mA - 4000 K	1171.5	11 W	80	7.80
	115-1673	LED-9/18W / 700 mA - 2700 K	1860.6	20 W	80	7.80
	115-1674	LED-9/18W / 700 mA - 3000 K	1998.5	20 W	80	7.80
	115-1675	LED-9/18W / 700 mA - 4000 K	2136.3	20 W	80	7.80
	115-1676	LED-9/27W / 1050 mA - 2700 K	2825.4	30 W	80	7.80
	115-1677	LED-9/27W / 1050 mA - 3000 K	2963.2	30 W	80	7.80
	115-1678	LED-9/27W / 1050 mA - 4000 K	3101	30 W	80	7.80

Mounting Accessories

Wall and pole brackets RZ

Description	Part ID	C1	D1	D2	D × L1	M1	Weight (kg)
Wall bracket RZO-400, single	115-1324	277	231	195	76 x 80	12	3.50



Pole bracket RZ2-400, double	115-1323	258			76 x 100		4.90
------------------------------	----------	-----	--	--	----------	--	------

