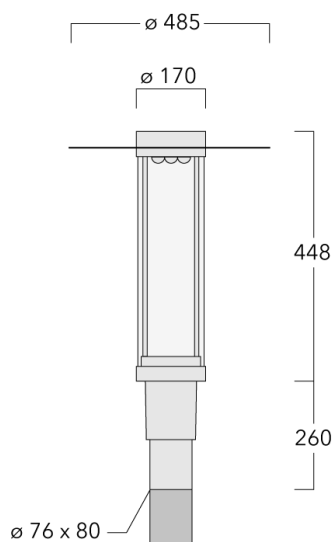


ZAT440 LED

Pole mounted

we-ef



Description

IP66, Class I. Class II on request. IK09. Marine-grade, die-cast aluminium alloy. 5CE superior corrosion protection including PCS hardware. Silicone CCG® Controlled Compression Gasket. PMMA main lens. Integral EC electronic converter in thermally separated compartment. DALI. CAD-optimised OLC® One LED Concept optics for superior illumination and glare control. Factory installed LED circuit board. The luminaire is factory-sealed and does not need to be opened during installation.






Optional 2200 K version available. To be specified at time of ordering.

WE-EF LEUCHTEN GmbH

Töpinger Straße 16, 29646 Bispingen, Germany - Phone: +49 5194 909-0
info@we-ef.com - <https://we-ef.com>

Subject to technical changes and errors. - Generated on 23/11/2024

Specifications**Material description**

Body	Marine-grade, die-cast aluminium alloy
Lens	PMMA
Colours	 RAL9004 Signal black  RAL9006 White aluminium  RAL9007 Grey aluminium  RAL7016 Anthracite grey  RAL9016 Traffic white
Gasket	Silicone CCG® Controlled Compression Gasket
Fasteners	PCS Polymer Coated Stainless Steel Hardware
Ingress protection	IP66
Impact resistance	IK09
Corrosion resistance	5CE
Windage	0.160 m ²

Electrical description

Power supply	220-240V / 50-60 Hz
Driver / Ballast	Integral EC electronic converter. DALI
Power factor	> 0.9
Surge protection	6/6 kV (optional SP10)

Additional information

Lifetime	Ta=25° L90B10 > 90000h
Energy efficiency class	C-D (Light source)

ZAT440 LED

Pole mounted

Options

Light distribution



rectangular, side throw [R65]



asymmetric, side throw beam [S65]

Colour temperature



2700 K



3000 K





4000 K

Nominal Watt

15 W

Configurations

Light distribution	Part ID	Light source	Rated lumens	Rated input power	CRI	Weight (kg)
asymmetric, side throw [S65] 	115-1721	LED-9/9W / 350 mA - 2700 K	1000.3	11 W	80	7.90
	115-1721-70	LED-9/9W / 350 mA - 2700 K	1069.3	11 W	70	7.90
	115-1722	LED-9/9W / 350 mA - 3000 K	1069.3	11 W	80	7.90
	115-1722-70	LED-9/9W / 350 mA - 3000 K	1241.8	11 W	70	7.90
	115-1723	LED-9/9W / 350 mA - 4000 K	1172.8	11 W	80	7.90
	115-1723-70	LED-9/9W / 350 mA - 4000 K	1310.8	11 W	70	7.90
	115-1724	LED-9/18W / 700 mA - 2700 K	1862.7	20 W	80	7.90
	115-1724-70	LED-9/18W / 700 mA - 2700 K	2000.7	20 W	70	7.90
	115-1725	LED-9/18W / 700 mA - 3000 K	2000.7	20 W	80	7.90
	115-1725-70	LED-9/18W / 700 mA - 3000 K	2276.7	20 W	70	7.90
	115-1726	LED-9/18W / 700 mA - 4000 K	2138.7	20 W	80	7.90
	115-1726-70	LED-9/18W / 700 mA - 4000 K	2414.6	20 W	70	7.90
	115-1727	LED-9/27W / 1050 mA - 2700 K	2828.6	30 W	80	7.90
	115-1727-70	LED-9/27W / 1050 mA - 2700 K	3242.5	30 W	70	7.90
	115-1728	LED-9/27W / 1050 mA - 3000 K	2966.6	30 W	80	7.90
	115-1728-70	LED-9/27W / 1050 mA - 3000 K	3380.5	30 W	70	7.90
115-1729	LED-9/27W / 1050 mA - 4000 K	3104.5	30 W	80	7.90	
115-1729-70	LED-9/27W / 1050 mA - 4000 K	3518.5	30 W	70	7.90	
rectangular, side throw [R65] 	115-1712	LED-9/9W / 350 mA - 2700 K	1024.5	11 W	80	7.90
	115-1712-70	LED-9/9W / 350 mA - 2700 K	1095.2	11 W	70	7.90
	115-1713	LED-9/9W / 350 mA - 3000 K	1095.2	11 W	80	7.90
	115-1713-70	LED-9/9W / 350 mA - 3000 K	1271.8	11 W	70	7.90
	115-1714	LED-9/9W / 350 mA - 4000 K	1201.2	11 W	80	7.90
	115-1714-70	LED-9/9W / 350 mA - 4000 K	1342.5	11 W	70	7.90
	115-1715	LED-9/18W / 700 mA - 2700 K	1907.7	20 W	80	7.90
	115-1715-70	LED-9/18W / 700 mA - 2700 K	2049	20 W	70	7.90
	115-1716	LED-9/18W / 700 mA - 3000 K	2049	20 W	80	7.90
	115-1716-70	LED-9/18W / 700 mA - 3000 K	2331.7	20 W	70	7.90
	115-1717	LED-9/18W / 700 mA - 4000 K	2190.4	20 W	80	7.90
	115-1717-70	LED-9/18W / 700 mA - 4000 K	2473	20 W	70	7.90
	115-1718	LED-9/27W / 1050 mA - 2700 K	2896.9	30 W	80	7.90
	115-1718-70	LED-9/27W / 1050 mA - 2700 K	3320.9	30 W	70	7.90
	115-1719	LED-9/27W / 1050 mA - 3000 K	3038.2	30 W	80	7.90
	115-1719-70	LED-9/27W / 1050 mA - 3000 K	3462.2	30 W	70	7.90
115-1720	LED-9/27W / 1050 mA - 4000 K	3179.6	30 W	80	7.90	

ZAT440 LED

Pole mounted

we-ef

Light distribution	Part ID	Light source	Rated lumens	Rated input power	CRI	Weight (kg)
	115-1720-70	LED-9/27W / 1050 mA - 4000 K	3603.5	30 W	70	7.90

WE-EF LEUCHTEN GmbH

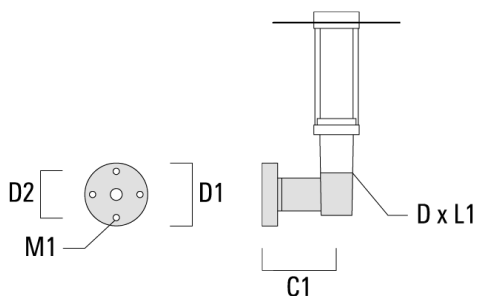
Töpinger Straße 16, 29646 Bispingen, Germany - Phone: +49 5194 909-0
info@we-ef.com - <https://we-ef.com>

Subject to technical changes and errors. - Generated on 23/11/2024

Mounting Accessories

Wall and pole brackets RZ

Description	Part ID	C1	D1	D2	D × L1	M1	Weight (kg)
RZ0-400 Wall bracket, single	115-1324	277	231	195	76 x 80	12	3.50



RZ2-400 Pole bracket, double	115-1323	258			76 x 100		4.90
------------------------------	----------	-----	--	--	----------	--	------

