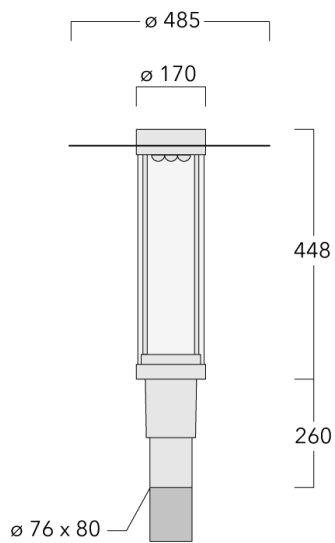


ZAT440 LED

Pole mounted

we-ef



Description

IP66, Class I. IK09. Marine-grade, die-cast aluminium alloy. 5CE superior corrosion protection + primer including PCS hardware. PMMA main lens. Silicone CCG® Controlled Compression Gasket. Luminaire is factory-sealed and does not need to be opened during installation.

Integral electronic converter with DALI interface in thermally separated compartment. CAD-optimised indirect optics for superior illumination and glare control. Factory installed LED circuit board. Optional 2200 K version available. To be specified at time of ordering.

Including 0.5 m cable with a cable connector.





WE-EF LIGHTING (Thailand) Co., Ltd.

57 Moo 5, Kingkaew Rd., Bangplee, 10540 Samutprakarn - Phone: +66 2 738 96 20 - Fax: +66 2 738 96 29

<https://we-ef.com/asia>

Subject to technical changes and errors. - Generated on 27/11/2024

Specifications**Material description**

Body	Marine-grade, die-cast aluminium alloy
Lens	PMMA
Colours	 RAL9004 Signal black  RAL9007 Grey aluminium  RAL7016 Anthracite grey  RAL9016 Traffic white
Gasket	Silicone CCG® Controlled Compression Gasket
Fasteners	PCS Polymer Coated Stainless Steel Hardware
Ingress protection	IP66
Impact resistance	IK09
Corrosion resistance	5CE
Windage	0.160 m ²

Electrical description

Driver / Ballast	Integral electronic converter with DALI interface in thermally separated compartment
Power factor	> 0.9

Additional information

Lifetime	Ta=25° L90B10 > 90000h
BUG Rating	Please see individual Spec Sheets for classification of Backlight, Uplight and Glare

ZAT440 LED

Pole mounted

we-ef

Options

Light distribution



rectangular, side throw [R65]



asymmetric, side throw [S65]

Colour temperature



2700 K



3000 K





4000 K

Nominal Watt

15 W

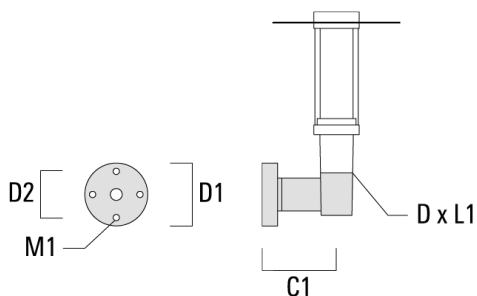
Configurations

Light distribution	Part ID	Light source	Rated lumens	Rated input power	CRI	Weight (kg)
asymmetric, side throw [S65] 	115-1721	LED-9/9W / 350 mA - 2700 K	1000.3	11 W	80	7.90
	115-1722	LED-9/9W / 350 mA - 3000 K	1069.3	11 W	80	7.90
	115-1723	LED-9/9W / 350 mA - 4000 K	1172.8	11 W	80	7.90
	115-1724	LED-9/18W / 700 mA - 2700 K	1862.7	20 W	80	7.90
	115-1725	LED-9/18W / 700 mA - 3000 K	2000.7	20 W	80	7.90
	115-1726	LED-9/18W / 700 mA - 4000 K	2138.7	20 W	80	7.90
	115-1727	LED-9/27W / 1050 mA - 2700 K	2828.6	30 W	80	7.90
	115-1728	LED-9/27W / 1050 mA - 3000 K	2966.6	30 W	80	7.90
	115-1729	LED-9/27W / 1050 mA - 4000 K	3104.5	30 W	80	7.90
rectangular, side throw [R65] 	115-1712	LED-9/9W / 350 mA - 2700 K	1024.5	11 W	80	7.90
	115-1713	LED-9/9W / 350 mA - 3000 K	1095.2	11 W	80	7.90
	115-1714	LED-9/9W / 350 mA - 4000 K	1201.2	11 W	80	7.90
	115-1715	LED-9/18W / 700 mA - 2700 K	1907.7	20 W	80	7.90
	115-1716	LED-9/18W / 700 mA - 3000 K	2049	20 W	80	7.90
	115-1717	LED-9/18W / 700 mA - 4000 K	2190.4	20 W	80	7.90
	115-1718	LED-9/27W / 1050 mA - 2700 K	2896.9	30 W	80	7.90
	115-1719	LED-9/27W / 1050 mA - 3000 K	3038.2	30 W	80	7.90
	115-1720	LED-9/27W / 1050 mA - 4000 K	3179.6	30 W	80	7.90

Mounting Accessories

Wall and pole brackets RZ

Description	Part ID	C1	D1	D2	D × L1	M1	Weight (kg)
Wall bracket RZO-400, single	115-1324	277	231	195	76 x 80	12	3.50



Pole bracket RZ2-400, double	115-1323	258			76 x 100		4.90
------------------------------	----------	-----	--	--	----------	--	------

