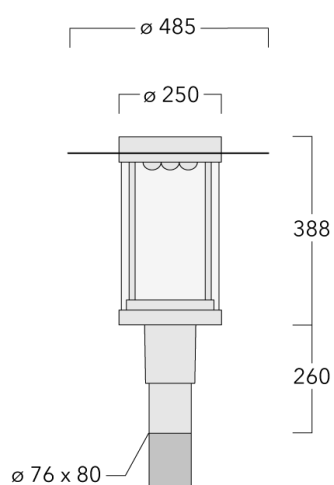


ZAT460 LED

Pole mounted

we-ef



Description

IP66, Class I. Class II on request. IK08. Marine-grade, die-cast aluminium alloy. 5CE superior corrosion protection including PCS hardware. Silicone CCG[®] Controlled Compression Gasket. PMMA main lens. Integral EC electronic converter in thermally separated compartment. DALI. CAD-optimised OLC[®] One LED Concept optics for superior illumination and glare control. Factory installed LED circuit board. The luminaire is factory-sealed and does not need to be opened during installation.

Optional 2200 K version available. To be specified at time of ordering.






Fagerhult Lighting Ltd

33-34 Dolben Street, SE1 0UQ London, United Kingdom

<https://we-ef.com/uk>

Subject to technical changes and errors. - Generated on 23/11/2024

Specifications**Material description**

Body	Marine-grade, die-cast aluminium alloy
Lens	PMMA
Colours	 RAL9004 Signal black  RAL9006 White aluminium  RAL9007 Grey aluminium  RAL7016 Anthracite grey  RAL9016 Traffic white
Gasket	Silicone CCG® Controlled Compression Gasket
Fasteners	PCS Polymer Coated Stainless Steel Hardware
Ingress protection	IP66
Impact resistance	IK08
Corrosion resistance	5CE
Windage	0.190 m ²

Electrical description

Power supply	220-240V / 50-60 Hz
Driver / Ballast	Integral EC electronic converter. DALI
Power factor	> 0.9
Surge protection	6/6 kV (optional SP10)

Additional information

Lifetime	Ta=25° L90B10 > 90000h
Energy efficiency class	C-D (Light source)

ZAT460 LED

Pole mounted

we-ef

Options

Light distribution



rectangular, side throw [R65]



asymmetric, side throw beam [S65]

Colour temperature



2700 K



3000 K





4000 K

Nominal Watt

15 W

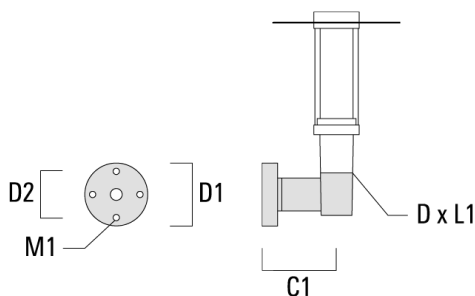
Configurations

Light distribution	Part ID	Light source	Rated lumens	Rated input power	CRI	Weight (kg)
asymmetric, side throw beam [S65] 	115-1748	LED-18/36W / 700 mA - 2700 K	3651.5	41 W	80	10.50
	115-1748-70	LED-18/36W / 700 mA - 2700 K	3921.9	41 W	70	10.50
	115-1749	LED-18/36W / 700 mA - 3000 K	3921.9	41 W	80	10.50
	115-1749-70	LED-18/36W / 700 mA - 3000 K	4462.9	41 W	70	10.50
	115-1750	LED-18/36W / 700 mA - 4000 K	4192.4	41 W	80	10.50
	115-1750-70	LED-18/36W / 700 mA - 4000 K	4733.4	41 W	70	10.50
	115-1751	LED-18/54W / 1050 mA - 2700 K	5544.8	59 W	80	10.50
	115-1751-70	LED-18/54W / 1050 mA - 2700 K	6356.2	59 W	70	10.50
	115-1752	LED-18/54W / 1050 mA - 3000 K	5815.3	59 W	80	10.50
	115-1752-70	LED-18/54W / 1050 mA - 3000 K	6626.7	59 W	70	10.50
	115-1753	LED-18/54W / 1050 mA - 4000 K	6085.8	59 W	80	10.50
	115-1753-70	LED-18/54W / 1050 mA - 4000 K	6897.2	59 W	70	10.50
	rectangular, side throw [R65] 	115-1742	LED-18/36W / 700 mA - 2700 K	3851.5	41 W	80
115-1742-70		LED-18/36W / 700 mA - 2700 K	4136.8	41 W	70	10.50
115-1743		LED-18/36W / 700 mA - 3000 K	4136.8	41 W	80	10.50
115-1743-70		LED-18/36W / 700 mA - 3000 K	4707.4	41 W	70	10.50
115-1744		LED-18/36W / 700 mA - 4000 K	4422.1	41 W	80	10.50
115-1744-70		LED-18/36W / 700 mA - 4000 K	4992.7	41 W	70	10.50
115-1745		LED-18/54W / 1050 mA - 2700 K	5848.5	59 W	80	10.50
115-1745-70		LED-18/54W / 1050 mA - 2700 K	6704.4	59 W	70	10.50
115-1746		LED-18/54W / 1050 mA - 3000 K	6133.8	59 W	80	10.50
115-1746-70		LED-18/54W / 1050 mA - 3000 K	6989.7	59 W	70	10.50
115-1747		LED-18/54W / 1050 mA - 4000 K	6419.1	59 W	80	10.50
115-1747-70		LED-18/54W / 1050 mA - 4000 K	7275	59 W	70	10.50

Mounting Accessories

Wall and pole brackets RZ

Description	Part ID	C1	D1	D2	D × L1	M1	Weight (kg)
RZ0-400 Wall bracket, single	115-1324	277	231	195	76 x 80	12	3.50



RZ2-400 Pole bracket, double	115-1323	258			76 x 100		4.90
------------------------------	----------	-----	--	--	----------	--	------

