

### Description





IP66. Class I. IK10. Marine-grade, all-aluminium construction. Pole section features anodised aluminium core. 5CE superior corrosion protection + primer including PCS hardware. Polycarbonate main lens, UV-stabilised. Silicone CCG® Controlled Compression Gasket. Luminaire is factory-sealed and does not need to be opened during installation.

Integral EC electronic converter. Advanced thermal management protects LEDs while optimising lumens output. CAD-optimised optics for superior illumination and glare control.

Available in 2200 K on request

**Bollards and pathway luminaires****Specifications****Material description**

---

Body	Marine-grade, all-aluminium construction. Pole section features anodised aluminium core
Lens	Polycarbonate, UV-stabilised
Colours	 RAL9004 Signal black  RAL9006 White aluminium  RAL9007 Grey aluminium  RAL9016 Traffic white
Gasket	Silicone CCG® Controlled Compression Gasket
Fasteners	PCS hardware
Ingress protection	IP66
Impact resistance	IK10
Corrosion resistance	5CE+Primer

---

**Electrical description**

---

Driver / Ballast	Integral EC electronic converter
Power factor	> 9.0
Surge protection	10/10kV

---

**Additional information**

---

Lifetime	11W - Ta=25° L70B50>50000h 15W - Ta=25° L70B50>60000h
----------	--

---

# MRY224 LED

## Bollards and pathway luminaires

### Options

#### Light distribution



symmetric [C70]



asymmetric, side throw [S60]

#### Colour temperature



2700 K



3000 K





4000 K

#### Nominal Watt

0 W

### Configurations

Light distribution	Part ID	Light source	Rated lumens	Rated input power	CRI	Weight (kg)
asymmetric, side throw [S60] 	115-9789	LED-11W / 300 mA - 2700 K	843.6	13.5 W	80	12.40
	115-9790	LED-11W / 300 mA - 3000 K	889.5	13.5 W	80	12.40
	115-9791	LED-11W / 300 mA - 4000 K	946.9	13.5 W	80	12.40
	115-9793	LED-15W / 750 mA - 2700 K	1166.3	18 W	80	12.40
	115-9794	LED-15W / 750 mA - 3000 K	1180.9	18 W	80	12.40
	115-9795	LED-15W / 750 mA - 4000 K	1261.3	18 W	80	12.40
symmetric [C70] 	115-9759	LED-11W / 300 mA - 2700 K	844.7	13.5 W	80	12.40
	115-9760	LED-11W / 300 mA - 3000 K	890.7	13.5 W	80	10.40
	115-9761	LED-11W / 300 mA - 4000 K	948.1	13.5 W	80	12.40
	115-9763	LED-15W / 750 mA - 2700 K	1167.8	18 W	80	12.40
	115-9764	LED-15W / 750 mA - 3000 K	1182.5	18 W	80	12.40
	115-9765	LED-15W / 750 mA - 4000 K	1262.9	18 W	80	12.40

# MRY224 LED

## Bollards and pathway luminaires

### Control

#### 1-10 V analogue dimming interface

---

Description	Part ID	C
1-10 V analogue dimming interface	430-0011	90

---

---

#### DALI interface

**WE-EF LIGHTING Pty Ltd**

6/13 Downard Street, 3195 Braeside, Victoria - Phone: +61 3 8587 0444 - Fax: +61 3 8587 0499

info.australia@we-ef.com - <https://we-ef.com/aus>

Subject to technical changes and errors. - Generated on 23/10/2024

**Bollards and pathway luminaires**

Description	Part ID	Additional information	C
DALI interface	430-0013	DALI variant. The luminaire is equipped with a DT6 Dali driver (Dali 2.0).	90

## Dali 2.0

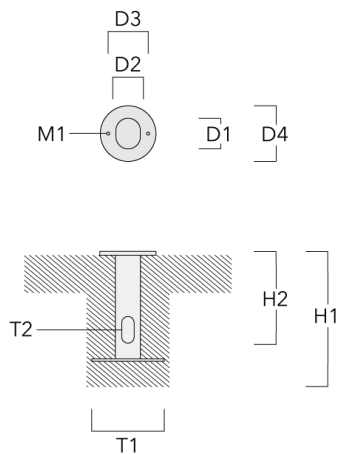
- Application controllers and Input devices defined
- Single-masters and multi-masters allowed
- Event priorities defined
- Separate addressing & grouping from control gear

Note: Mixing Dali 1 and Dali 2.0 drivers can cause problems because the addressing and the command scope has changed!

**Mounting Accessories**

**Planted root**

Description	Part ID	D1	D2	D3	D4	H1	H2	Weight (kg)
Planted root ESZ4	300-9090	55	45	70	100	400	350	3.50



**MRY224 LED**

**Bollards and pathway luminaires**

**WE-EF LIGHTING Pty Ltd**

6/13 Downard Street, 3195 Braeside, Victoria

Phone: +61 3 8587 0444

Fax: +61 3 8587 0499

info.australia@we-ef.com

<https://we-ef.com/aus>

Subject to technical changes and errors.

Generated on 23/10/2024