





Description

IP66. Class I. IK10. Marine-grade, all-aluminium construction. Pole section features anodised aluminium core. 5CE superior corrosion protection including PCS hardware. Polycarbonate main lens, UV-stabilised. Silicone CCG® Controlled Compression Gasket. Luminaire is factory-sealed and does not need to be opened during installation.

Integral EC electronic converter. Advanced thermal management protects LEDs while optimising lumens output. CAD-optimised optics for superior illumination and glare control.

For 2200 K version available on request.

Bollards and pathway luminaires**Specifications****Material description**

Body	Marine-grade, all-aluminium construction. Pole section features anodised aluminium core
Lens	Polycarbonate, UV-stabilised
Colours	 RAL9004 Signal black  RAL9007 Grey aluminium  RAL7016 Anthracite grey  RAL9016 Traffic white
Gasket	Silicone CCG® Controlled Compression Gasket
Fasteners	PCS hardware
Ingress protection	IP66
Impact resistance	IK10
Corrosion resistance	5CE

Electrical description

Driver / Ballast	Integral EC electronic converter
Power factor	> 9.0
Surge protection	10/10kV

Additional information

BUG Rating	Please see individual Spec Sheets for classification of Backlight, Uplight and Glare
------------	--

MRY224 LED

Bollards and pathway luminaires

Options

Light distribution



symmetric [C70]



asymmetric, side throw [S60]


Colour temperature



2700 K



3000 K





4000 K

Nominal Watt

0 W

Configurations

Light distribution	Part ID	Light source	Rated lumens	Rated input power	CRI	Weight (kg)
asymmetric, side throw [S60] 	115-9789	LED-11W / 300 mA - 2700 K	843.6	13.5 W	80	12.40
	115-9790	LED-11W / 300 mA - 3000 K	889.5	13.5 W	80	12.40
	115-9791	LED-11W / 300 mA - 4000 K	946.9	13.5 W	80	12.40
	115-9793	LED-15W / 750 mA - 2700 K	1166.3	18 W	80	12.40
	115-9794	LED-15W / 750 mA - 3000 K	1180.9	18 W	80	12.40
	115-9795	LED-15W / 750 mA - 4000 K	1261.3	18 W	80	12.40
symmetric [C70] 	115-9759	LED-11W / 300 mA - 2700 K	844.7	13.5 W	80	12.40
	115-9760	LED-11W / 300 mA - 3000 K	890.7	13.5 W	80	10.40
	115-9761	LED-11W / 300 mA - 4000 K	948.1	13.5 W	80	12.40
	115-9763	LED-15W / 750 mA - 2700 K	1167.8	18 W	80	12.40
	115-9764	LED-15W / 750 mA - 3000 K	1182.5	18 W	80	12.40
	115-9765	LED-15W / 750 mA - 4000 K	1262.9	18 W	80	12.40

MRY224 LED

Bollards and pathway luminaires



Control

1-10 V analogue dimming interface

Description	Part ID	C
1-10 V analogue dimming interface	430-0011	90

DALI interface

Description	Part ID	Additional information	C
DALI interface	430-0013	DALI variant. The luminaire is equipped with a DT6 Dali driver (Dali 2.0).	90

Dali 2.0

- Application controllers and Input devices defined
- Single-masters and multi-masters allowed
- Event priorities defined
- Separate addressing & grouping from control gear

Note: Mixing Dali 1 and Dali 2.0 drivers can cause problems because the addressing and the command scope has changed!

Mounting Accessories

Planted root

Description	Part ID	D1	D2	D3	D4	H1	H2	Weight (kg)
Planted root ESZ4	300-9090	55	45	70	100	400	350	3.50

