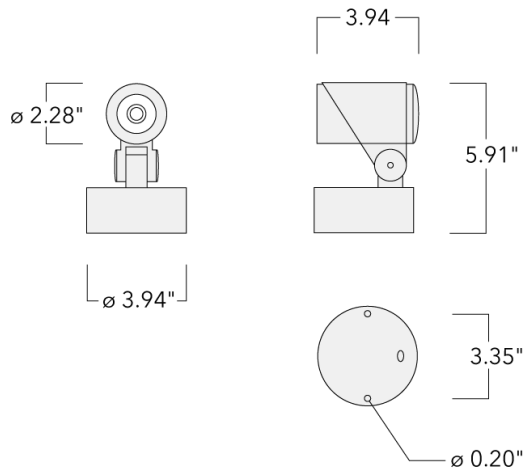


FLC301 Surface mounted Floodlights

we-ef



Description

IP66. IK07. Marine-grade, die-cast aluminium alloy. 5CE superior corrosion protection including PCS hardware. Safety glass lens. Silicone CCG® Controlled Compression Gasket. Luminaire is factory-sealed and does not need to be opened during installation.

Advanced thermal management protects LEDs while optimising lumens output. CAD-optimised optics for superior illumination and glare control.

Optical accessories are factory-installed. To be specified at time of ordering.

4W / 120V mains voltage version, ON-OFF Class I. Non-dimming.
6W / 24V DC low voltage version available upon request, ON-OFF Class III. Non-dimming.

Dimmable version can only be done with a remote driver (120-277V)

347V remote driver on request.





WE-EF LIGHTING USA, LLC

410-D Keystone Drive, 15086 Warrendale, PA 15086 - Phone: +1 724 742 0030
customersupport.usa@we-ef.com - <https://we-ef.com/us>
Subject to technical changes and errors. - Generated on 11/23/2024

Floodlights

Specifications

Material description

Body	Marine-grade, die-cast aluminium alloy
Lens	Safety glass lens
Colors	 RAL9004 Black  RAL9007 Grey Metallic  RAL9016 White  RAL8019 Dark Bronze
Gasket	Silicone CCG® Controlled Compression Gasket
Fasteners	PCS hardware
Ingress protection	IP66
Impact resistance	IK07
Corrosion resistance	5CE
Windage	0.107 ft ²

Electrical description

Power supply	120V AC/50-60 Hz (24V DC available upon request)
Driver / Ballast	Integral EC electronic converter (ON/OFF only)
Power factor	>0.9

Additional information

Lifetime	Ta=25°/40° L90B10 > 90000h
Dimming	0-10V Dimming with Remote Driver only
Listings	ETL, UL-1598, CSA-C22.2#250.0. Suitable for Wet Locations.

WE-EF LIGHTING USA, LLC

410-D Keystone Drive, 15086 Warrendale, PA 15086 - Phone: +1 724 742 0030

customersupport.usa@we-ef.com - <https://we-ef.com/us>

Subject to technical changes and errors. - Generated on 11/23/2024

FLC301 Surface mounted



Floodlights

Options

Light distribution



symmetric, wide beam [W]



symmetric, medium beam [M]



symmetric, narrow beam [N]



symmetric, very narrow beam [VN]



symmetric, very narrow beam, 'sharp cut-off' [VNS]



linear spread, very narrow beam [VN]



linear spread, very narrow beam, 'sharp cut-off'



wallwash

Color temperature



2700 K



3000 K



4000 K

Nominal Watt

0 W

WE-EF LIGHTING USA, LLC







410-D Keystone Drive, 15086 Warrendale, PA 15086 - Phone: +1 724 742 0030

customersupport.usa@we-ef.com - <https://we-ef.com/us>

Subject to technical changes and errors. - Generated on 11/23/2024

Floodlights

Configurations

Light distribution	Part ID	Light source	Rated lumens	Rated input power	CRI	Weight (lb)
linear spread, very narrow beam [VN] 	145-7198+145-7229	LED-1/4W / 350 mA - 2700 K	384.7	5 W	80	0.80
	145-7199+145-7229	LED-1/4W / 350 mA - 3000 K	384.7	5 W	80	0.80
	145-7200+145-7229	LED-1/4W / 350 mA - 4000 K	416.1	5 W	80	0.80
linear spread, very narrow beam, 'sharp cut-off' 	145-7201+145-7229	LED-1/4W / 350 mA - 2700 K	343.5	5 W	80	0.80
	145-7202+145-7229	LED-1/4W / 350 mA - 3000 K	343.5	5 W	80	0.80
	145-7203+145-7229	LED-1/4W / 350 mA - 4000 K	369.9	5 W	80	0.80
symmetric, medium beam [M] 	145-7195	LED-1/4W / 350 mA - 2700 K	398.4	5 W	80	0.80
	145-7196	LED-1/4W / 350 mA - 3000 K	398.4	5 W	80	0.80
	145-7197	LED-1/4W / 350 mA - 4000 K	431	5 W	80	0.80
symmetric, narrow beam [N] 	145-7243	LED-1/4W / 350 mA - 2700 K	415.2	5 W	80	0.80
	145-7244	LED-1/4W / 350 mA - 3000 K	415.2	5 W	80	0.80
	145-7245	LED-1/4W / 350 mA - 4000 K	449.1	5 W	80	0.80
symmetric, very narrow beam [VN] 	145-7198	LED-1/4W / 350 mA - 2700 K	415.5	5 W	80	0.80
	145-7199	LED-1/4W / 350 mA - 3000 K	415.5	5 W	80	0.80
	145-7200	LED-1/4W / 350 mA - 4000 K	449.5	5 W	80	0.80
symmetric, very narrow beam, 'sharp cut-off' [VNS] 	145-7201	LED-1/4W / 350 mA - 2700 K	382.2	5 W	80	0.80
	145-7202	LED-1/4W / 350 mA - 3000 K	382.2	5 W	80	0.80
	145-7203	LED-1/4W / 350 mA - 4000 K	411.6	5 W	80	0.80
symmetric, wide beam [W] 	145-7192	LED-1/4W / 350 mA - 2700 K	379.1	5 W	80	0.80
	145-7193	LED-1/4W / 350 mA - 3000 K	379.1	5 W	80	0.80
	145-7194	LED-1/4W / 350 mA - 4000 K	410.1	5 W	80	0.80



WE-EF LIGHTING USA, LLC

410-D Keystone Drive, 15086 Warrendale, PA 15086 - Phone: +1 724 742 0030

customersupport.usa@we-ef.com - <https://we-ef.com/us>

Subject to technical changes and errors. - Generated on 11/23/2024

FLC301 Surface mounted Floodlights

Light distribution	Part ID	Light source	Rated lumens	Rated input power	CRI	Weight (lb)
						
wallwash 	145-7195+145-7230	LED-1/4W / 350 mA - 2700 K	331.7	5 W	80	0.80
	145-7196+145-7230	LED-1/4W / 350 mA - 3000 K	331.7	5 W	80	0.80
	145-7197+145-7230	LED-1/4W / 350 mA - 4000 K	358.8	5 W	80	0.80

WE-EF LIGHTING USA, LLC

410-D Keystone Drive, 15086 Warrendale, PA 15086 - Phone: +1 724 742 0030
 customersupport.usa@we-ef.com - <https://we-ef.com/us>
 Subject to technical changes and errors. - Generated on 11/23/2024

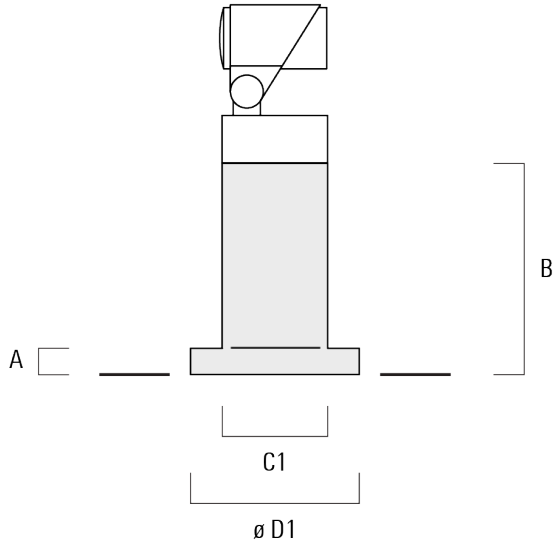
FLC301 Surface mounted Floodlights



Mounting Accessories

Short post EM

Description	Part ID	A	B	C1	D1	Weight (lb)
Short post EM1 for FLC301	145-9200	26	200	100	160	1.10



WE-EF LIGHTING USA, LLC

410-D Keystone Drive, 15086 Warrendale, PA 15086 - Phone: +1 724 742 0030
customersupport.usa@we-ef.com - <https://we-ef.com/us>
Subject to technical changes and errors. - Generated on 11/23/2024

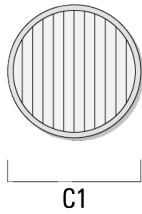
FLC301 Surface mounted Floodlights

we-ef

Optical Accessories

Linear spread lens

Description	Part ID	C1
Linear spread lens IO-180	145-7229	42.5



WE-EF LIGHTING USA, LLC

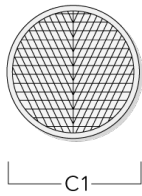
410-D Keystone Drive, 15086 Warrendale, PA 15086 - Phone: +1 724 742 0030
customersupport.usa@we-ef.com - <https://we-ef.com/us>
Subject to technical changes and errors. - Generated on 11/23/2024

FLC301 Surface mounted Floodlights

we-ef

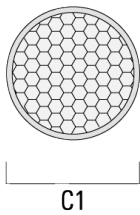
Wallwash lens

Description	Part ID	C1
Wallwash lens IO-20	145-7230	42.5



Honeycomb louvre

Description	Part ID	C1
Honeycomb louvre IW	145-7231	42.5



WE-EF LIGHTING USA, LLC

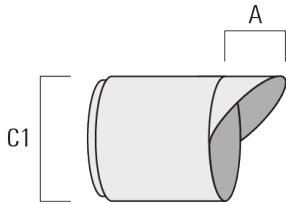
410-D Keystone Drive, 15086 Warrendale, PA 15086 - Phone: +1 724 742 0030
customersupport.usa@we-ef.com - <https://we-ef.com/us>
Subject to technical changes and errors. - Generated on 11/23/2024

FLC301 Surface mounted Floodlights

we-ef

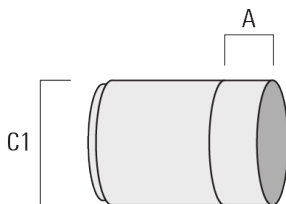
Glare shield

Description	Part ID	A	C1
Glare shield ES	145-7232	20.5	58



Snoot

Description	Part ID	A	C1
Snoot ET	145-7233	22.5	58



WE-EF LIGHTING USA, LLC

410-D Keystone Drive, 15086 Warrendale, PA 15086 - Phone: +1 724 742 0030
customersupport.usa@we-ef.com - <https://we-ef.com/us>
Subject to technical changes and errors. - Generated on 11/23/2024

FLC301 Surface mounted Floodlights



Control

DALI interface

Description	Part ID
Low voltage DALI interface	0026

Electronic converter

Description	Part ID
24VDC low voltage version	0025

WE-EF LIGHTING USA, LLC

410-D Keystone Drive, 15086 Warrendale, PA 15086 - Phone: +1 724 742 0030
customersupport.usa@we-ef.com - <https://we-ef.com/us>
Subject to technical changes and errors. - Generated on 11/23/2024