

Description

IP66. IK07. Marine-grade, all aluminium construction. 5CE superior corrosion protection including PCS hardware. Safety glass lens. Silicone CCG® Controlled Compression Gasket. Luminaire is factory-sealed and does not need to be opened during installation. Two cable entries.

Advanced thermal management protects LEDs while optimising lumens output. CAD-optimised optics for superior illumination and glare control.






Mains voltage versions, ON-OFF Class I. Integral EC electronic converter.

Knuckle permits 340° rotation, forward tilt 73° and backward tilt 90°.

Optical accessories are factory-installed. To be specified at time of ordering.

Specifications

Material description

Body	Marine-grade, all aluminium construction
Lens	Safety glass lens
Colours	 RAL9004 Signal black  RAL9006 White aluminium  RAL9007 Grey aluminium  RAL7016 Anthracite grey  RAL9016 Traffic white
Gasket	Silicone CCG® Controlled Compression Gasket
Fasteners	PCS hardware
Ingress protection	IP66
Impact resistance	IK07
Corrosion resistance	5CE
Windage	0.05 m ²

Electrical description


Driver / Ballast	Integral EC electronic converter
------------------	----------------------------------

Additional information

Lifetime	Ta=25° L90B10 > 90000h
Energy efficiency class	D-E (Light source)

Options

Light distribution



symmetric, wide beam [B]



symmetric, medium beam [M]




symmetric, narrow beam [E]



symmetric, very narrow beam [EE]



symmetric, very narrow beam, sharp cut-off [EES]



linear spread, very narrow beam [EE]



linear spread, very narrow beam, sharp cut-off [EES]



wallwash

Colour temperature



2700 K



3000 K










4000 K

Nominal Watt

0 W

Configurations

Light distribution	Part ID	Light source	Rated lumens	Rated input power	CRI	Weight (kg)
linear spread, very narrow beam [EE] 	145-7210+145-7229	LED-1/4W / 350 mA - 2700 K	384.7	5 W	80	2.30
	145-7211+145-7229	LED-1/4W / 350 mA - 3000 K	384.7	5 W	80	2.30
	145-7212+145-7229	LED-1/4W / 350 mA - 4000 K	416.1	5 W	80	2.30
linear spread, very narrow beam, sharp cut-off [EES] 	145-7213+145-7229	LED-1/4W / 350 mA - 2700 K	343.5	5 W	80	2.30
	145-7214+145-7229	LED-1/4W / 350 mA - 3000 K	343.5	5 W	80	2.30
	145-7215+145-7229	LED-1/4W / 350 mA - 4000 K	369.9	5 W	80	2.30
symmetric, medium beam [M] 	145-7207	LED-1/4W / 350 mA - 2700 K	398.4	5 W	80	2.30
	145-7208	LED-1/4W / 350 mA - 3000 K	398.4	5 W	80	2.30
	145-7209	LED-1/4W / 350 mA - 4000 K	431	5 W	80	2.30
symmetric, narrow beam [E] 	145-7246	LED-1/4W / 350 mA - 2700 K	415.2	5 W	80	2.30
	145-7247	LED-1/4W / 350 mA - 3000 K	415.2	5 W	80	2.30
	145-7248	LED-1/4W / 350 mA - 4000 K	449.1	5 W	80	2.30
symmetric, very narrow beam [EE] 	145-7210	LED-1/4W / 350 mA - 2700 K	415.5	5 W	80	2.30
	145-7211	LED-1/4W / 350 mA - 3000 K	415.5	5 W	80	2.30
	145-7212	LED-1/4W / 350 mA - 4000 K	449.5	5 W	80	2.30
symmetric, very narrow beam, sharp cut-off [EES] 	145-7213	LED-1/4W / 350 mA - 2700 K	382.2	5 W	80	2.30
	145-7214	LED-1/4W / 350 mA - 3000 K	382.2	5 W	80	2.30
	145-7215	LED-1/4W / 350 mA - 4000 K	411.6	5 W	80	2.30
symmetric, wide beam [B] 	145-7204	LED-1/4W / 350 mA - 2700 K	379.1	5 W	80	2.30
	145-7205	LED-1/4W / 350 mA - 3000 K	379.1	5 W	80	2.30
	145-7206	LED-1/4W / 350 mA - 4000 K	410.1	5 W	80	2.30
wallwash	145-7207+145-7230	LED-1/4W / 350 mA - 2700 K	331.7	5 W	80	2.30

Light distribution	Part ID	Light source	Rated lumens	Rated input power	CRI	Weight (kg)
	145-7208+145-7230	LED-1/4W / 350 mA - 3000 K	331.7	5 W	80	2.30
	145-7209+145-7230	LED-1/4W / 350 mA - 4000 K	358.8	5 W	80	2.30

Optical Accessories

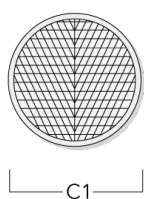
Linear spread lens

Description	Part ID	C1
Linear spread lens IO-180	145-7229	42.5



Wallwash lens

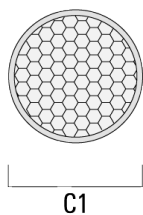
Description	Part ID	C1
IO-20-WW-FLC301-LED	145-7230	42.5



Projectors

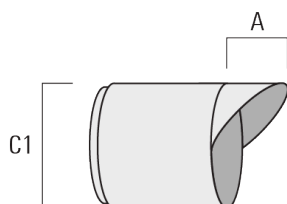
Honeycomb louvre

Description	Part ID	C1
Honeycomb louvre IW	145-7231	42.5



Glare shield

Description	Part ID	A	C1
Glare shield ES	145-7232	20.5	58



Projectors

Snoot

Description	Part ID	A	C1
Snoot ET	145-7233	22.5	58

