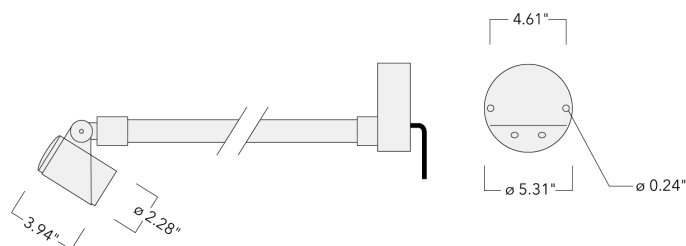


# FLC301 Wall bracket Floodlights

**we-ef**



## Description

IP66. IK07. Marine-grade, all aluminium construction. 5CE superior corrosion protection including PCS hardware. Safety glass lens. Silicone CCG® Controlled Compression Gasket. Luminaire is factory-sealed and does not need to be opened during installation.

Advanced thermal management protects LEDs while optimising lumens output. CAD-optimised optics for superior illumination and glare control. Two cable entries.

Mains voltage versions, ON-OFF Class I. Integral EC electronic converter.

24VDC low voltage versions available upon request, ON-OFF Class III.

Knuckle permits 340° rotation, forward tilt 73° and backward tilt 90°.

Remote 24VDC power supply to be ordered separately.

## WE-EF LIGHTING USA, LLC

410-D Keystone Drive, 15086 Warrendale, PA 15086 - Phone: +1 724 742 0030  
customersupport.usa@we-ef.com - <https://we-ef.com/us>  
Subject to technical changes and errors. - Generated on 11/23/2024




# FLC301 Wall bracket

## Floodlights

### Specifications

#### Material description

---

Body	Marine-grade, all aluminium construction
Lens	Safety glass lens
Colors	 RAL9004 Black  RAL9007 Grey Metallic  RAL9016 White
Gasket	Silicone CCG® Controlled Compression Gasket
Fasteners	PCS hardware
Ingress protection	IP66
Impact resistance	IK07
Corrosion resistance	5CE
Windage	0.54 ft <sup>2</sup>

---

#### Electrical description

---

Power supply	120V AC/50-60 Hz (24V DC available upon request)
Driver / Ballast	Integral EC electronic converter

---

#### Additional information

---

Lifetime	Ta=25°/40° L90B10 > 90000h
Listings	ETL, UL-1598, CSA-C22.2#250.0. Suitable for Wet Locations.

---

#### WE-EF LIGHTING USA, LLC

410-D Keystone Drive, 15086 Warrendale, PA 15086 - Phone: +1 724 742 0030  
customersupport.usa@we-ef.com - <https://we-ef.com/us>  
Subject to technical changes and errors. - Generated on 11/23/2024

# FLC301 Wall bracket

## Floodlights

### Options

#### Light distribution



symmetric, wide beam [W]



symmetric, medium beam [M]



symmetric, narrow beam [N]



symmetric, very narrow beam [VN]



symmetric, very narrow beam, 'sharp cut-off' [VNS]



linear spread, very narrow beam [VN]



linear spread, very narrow beam, 'sharp cut-off'



wallwash

#### Color temperature



2700 K



3000 K



4000 K

#### Nominal Watt







0 W

#### WE-EF LIGHTING USA, LLC

410-D Keystone Drive, 15086 Warrendale, PA 15086 - Phone: +1 724 742 0030  
customersupport.usa@we-ef.com - <https://we-ef.com/us>

Subject to technical changes and errors. - Generated on 11/23/2024

### Configurations

Light distribution	Part ID	Light source	Rated lumens	Rated input power	CRI	Weight (lb)
linear spread, very narrow beam [VN] 	145-7210+145-7229	LED-1/4W / 350 mA - 2700 K	384.7	5 W	80	2.30
	145-7211+145-7229	LED-1/4W / 350 mA - 3000 K	384.7	5 W	80	2.30
	145-7212+145-7229	LED-1/4W / 350 mA - 4000 K	416.1	5 W	80	2.30
linear spread, very narrow beam, 'sharp cut-off' 	145-7213+145-7229	LED-1/4W / 350 mA - 2700 K	343.5	5 W	80	2.30
	145-7214+145-7229	LED-1/4W / 350 mA - 3000 K	343.5	5 W	80	2.30
	145-7215+145-7229	LED-1/4W / 350 mA - 4000 K	369.9	5 W	80	2.30
symmetric, medium beam [M] 	145-7207	LED-1/4W / 350 mA - 2700 K	398.4	5 W	80	2.30
	145-7208	LED-1/4W / 350 mA - 3000 K	398.4	5 W	80	2.30
	145-7209	LED-1/4W / 350 mA - 4000 K	431	5 W	80	2.30
symmetric, narrow beam [N] 	145-7246	LED-1/4W / 350 mA - 2700 K	415.2	5 W	80	2.30
	145-7247	LED-1/4W / 350 mA - 3000 K	415.2	5 W	80	2.30
	145-7248	LED-1/4W / 350 mA - 4000 K	449.1	5 W	80	2.30
symmetric, very narrow beam [VN] 	145-7210	LED-1/4W / 350 mA - 2700 K	415.5	5 W	80	2.30
	145-7211	LED-1/4W / 350 mA - 3000 K	415.5	5 W	80	2.30
	145-7212	LED-1/4W / 350 mA - 4000 K	449.5	5 W	80	2.30
symmetric, very narrow beam, 'sharp cut-off' [VNS] 	145-7213	LED-1/4W / 350 mA - 2700 K	382.2	5 W	80	2.30
	145-7214	LED-1/4W / 350 mA - 3000 K	382.2	5 W	80	2.30
	145-7215	LED-1/4W / 350 mA - 4000 K	411.6	5 W	80	2.30
symmetric, wide beam [W] 	145-7204	LED-1/4W / 350 mA - 2700 K	379.1	5 W	80	2.30
	145-7205	LED-1/4W / 350 mA - 3000 K	379.1	5 W	80	2.30
	145-7206	LED-1/4W / 350 mA - 4000 K	410.1	5 W	80	2.30

#### WE-EF LIGHTING USA, LLC



410-D Keystone Drive, 15086 Warrendale, PA 15086 - Phone: +1 724 742 0030

customersupport.usa@we-ef.com - <https://we-ef.com/us>

Subject to technical changes and errors. - Generated on 11/23/2024

# FLC301 Wall bracket

## Floodlights

Light distribution	Part ID	Light source	Rated lumens	Rated input power	CRI	Weight (lb)
						
wallwash 	145-7207+145-7230	LED-1/4W / 350 mA - 2700 K	331.7	5 W	80	2.30
	145-7208+145-7230	LED-1/4W / 350 mA - 3000 K	331.7	5 W	80	2.30
	145-7209+145-7230	LED-1/4W / 350 mA - 4000 K	358.8	5 W	80	2.30

### WE-EF LIGHTING USA, LLC

410-D Keystone Drive, 15086 Warrendale, PA 15086 - Phone: +1 724 742 0030  
customersupport.usa@we-ef.com - <https://we-ef.com/us>

Subject to technical changes and errors. - Generated on 11/23/2024

# FLC301 Wall bracket

## Floodlights

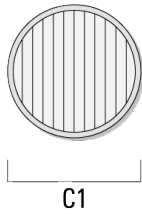
### Optical Accessories

#### Linear spread lens

---

Description	Part ID	C1
Linear spread lens IO-180	145-7229	42.5

---



---

#### WE-EF LIGHTING USA, LLC

410-D Keystone Drive, 15086 Warrendale, PA 15086 - Phone: +1 724 742 0030  
customersupport.usa@we-ef.com - <https://we-ef.com/us>

Subject to technical changes and errors. - Generated on 11/23/2024

# FLC301 Wall bracket

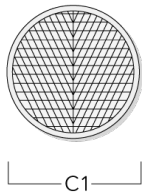
## Floodlights

### Wallwash lens

---

Description	Part ID	C1
Wallwash lens IO-20	145-7230	42.5

---



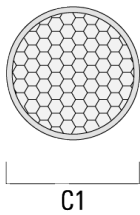
---

### Honeycomb louvre

---

Description	Part ID	C1
Honeycomb louvre IW	145-7231	42.5

---



---

#### WE-EF LIGHTING USA, LLC

410-D Keystone Drive, 15086 Warrendale, PA 15086 - Phone: +1 724 742 0030

customersupport.usa@we-ef.com - <https://we-ef.com/us>

Subject to technical changes and errors. - Generated on 11/23/2024

# FLC301 Wall bracket

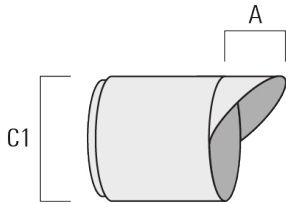
## Floodlights

### Glare shield

---

Description	Part ID	A	C1
Glare shield ES	145-7232	20.5	58

---



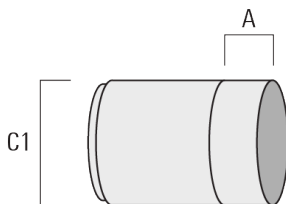
---

### Snoot

---

Description	Part ID	A	C1
Snoot ET	145-7233	22.5	58

---



---

#### WE-EF LIGHTING USA, LLC

410-D Keystone Drive, 15086 Warrendale, PA 15086 - Phone: +1 724 742 0030  
customersupport.usa@we-ef.com - <https://we-ef.com/us>

Subject to technical changes and errors. - Generated on 11/23/2024



# FLC301 Wall bracket



## Floodlights

### Control

#### DALI interface

Description	Part ID
Low voltage DALI interface	0026

#### Electronic converter

Description	Part ID
24VDC low voltage version	0025

#### WE-EF LIGHTING USA, LLC

410-D Keystone Drive, 15086 Warrendale, PA 15086 - Phone: +1 724 742 0030  
customersupport.usa@we-ef.com - <https://we-ef.com/us>

Subject to technical changes and errors. - Generated on 11/23/2024