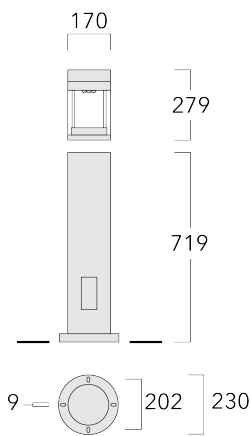


CTY150 LED

Bollards and pathway luminaires








Description

IP66, Class I. Class II on request. IK10. Marine-grade, die-cast aluminium alloy. 5CE superior corrosion protection including PCS hardware. Silicone CCG® Controlled Compression Gasket. Polycarbonate main lens. Integral EC electronic converter in thermally-separated compartment. Factory installed LED circuit board. CAD-optimised optics for superior illumination and glare control. Pre-wired post complete with cable connecting box and service door for mains connection.

Optional 2200 K version available. To be specified at time of ordering.

Supplied as a complete luminaire (luminaire head and standpipe). Please note: The standpipe height must be entered for the photometric calculation.

Bollards and pathway luminaires**Specifications****Material description**

Body	Marine-grade, all-aluminium construction
Lens	Polycarbonate
Colours	 RAL9004 Signal black  RAL9006 White aluminium  RAL9007 Grey aluminium  RAL7016 Anthracite grey  RAL9016 Traffic white
Gasket	Silicone CCG® Controlled Compression Gasket
Fasteners	PCS Polymer Coated Stainless Steel Hardware
Ingress protection	IP66
Impact resistance	IK10
Corrosion resistance	5CE

Electrical description

Power supply	220-240V / 50-60 Hz
Driver / Ballast	Standard. Optional DALI version available. To be specified at time of ordering.
Power factor	> 0.9
Surge protection	10/10kV (SP10)

Additional information

Lifetime	Ta=25° L90B10 > 90000h
Energy efficiency class	C-D (Light source)

CTY150 LED

Bollards and pathway luminaires

Options

Light distribution



rectangular, side throw [R65]



asymmetric, side throw [S65]

Colour temperature



2700 K



3000 K





4000 K

Nominal Watt

0 W

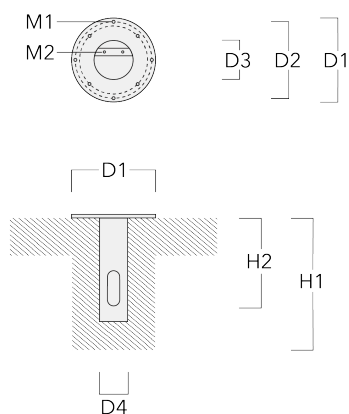
Configurations

Light distribution	Part ID	Light source	Rated lumens	Rated input power	CRI	Weight (kg)
asymmetric, side throw [S65] 	115-1956	LED-9/9W / 350 mA - 2700 K	974.2	11 W	80	11.50
	115-1957	LED-9/9W / 350 mA - 3000 K	1041.4	11 W	80	11.50
	115-1958	LED-9/9W / 350 mA - 4000 K	1142.1	11 W	80	11.50
	115-1959	LED-9/13W / 500 mA - 2700 K	1343.7	15.8 W	80	11.50
	115-1960	LED-9/13W / 500 mA - 3000 K	1444.5	15.8 W	80	11.50
	115-1961	LED-9/13W / 500 mA - 4000 K	1545.3	15.8 W	80	11.50
	115-1962	LED-9/18W / 700 mA - 2700 K	1814	20 W	80	11.50
	115-1963	LED-9/18W / 700 mA - 3000 K	1948.4	20 W	80	11.50
	115-1964	LED-9/18W / 700 mA - 4000 K	2082.7	20 W	80	11.50
	115-1965	LED-9/27W / 1050 mA - 2700 K	2754.6	30 W	80	11.50
	115-1966	LED-9/27W / 1050 mA - 3000 K	2889	30 W	80	11.50
	115-1967	LED-9/27W / 1050 mA - 4000 K	3023.3	30 W	80	11.50
	rectangular, side throw [R65] 	115-1944	LED-9/9W / 350 mA - 2700 K	1067.2	11 W	80
115-1945		LED-9/9W / 350 mA - 3000 K	1140.8	11 W	80	11.50
115-1946		LED-9/9W / 350 mA - 4000 K	1251.2	11 W	80	11.50
115-1947		LED-9/13W / 500 mA - 2700 K	1472	15.8 W	80	11.50
115-1948		LED-9/13W / 500 mA - 3000 K	1582.4	15.8 W	80	11.50
115-1949		LED-9/13W / 500 mA - 4000 K	1692.8	15.8 W	80	11.50
115-1950		LED-9/18W / 700 mA - 2700 K	1987.2	20 W	80	11.50
115-1951		LED-9/18W / 700 mA - 3000 K	2134.4	20 W	80	11.50
115-1952		LED-9/18W / 700 mA - 4000 K	2281.6	20 W	80	11.50
115-1953		LED-9/27W / 1050 mA - 2700 K	3017.6	30 W	80	11.50
115-1954		LED-9/27W / 1050 mA - 3000 K	3164.8	30 W	80	11.50
115-1955		LED-9/27W / 1050 mA - 4000 K	3312	30 W	80	11.50

Mounting Accessories

Planted root

Description	Part ID	D1	D2	D3	D4	H1	H2	M1	M2	Weight (kg)
Planted root ESV4	300-0464	220	190	102	108	400	350	8	6	4.30



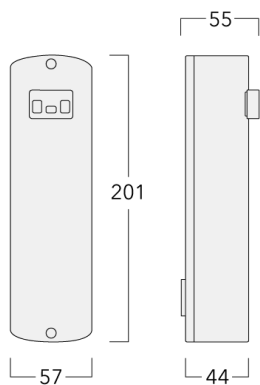
Optical Accessories**Light shield**

Description	Part ID	Additional information
LS360-75	430-0024	Lens adapter LS360 to reduce the upper luminous flux. PMMA injection moulded component, clear. Suitable for [R65] [A60] lenses.

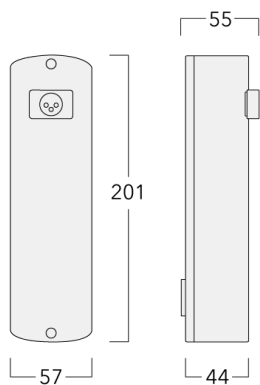
Control

Eco Step Dim® Motion

Description	Part ID
Eco Step Dim® Motion - Linked-Primary	430-0030



Eco Step Dim® Motion - Linked-Secondary	430-0031
---	----------



CTY150 LED

Bollards and pathway luminaires

Description	Part ID
Eco Step Dim® Motion - Stand-Alone	430-0037

