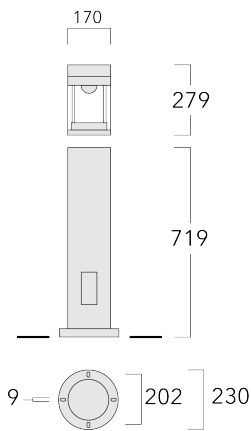


# CTY150 LED-FT

## Bollards and pathway luminaires

**we-ef**



### Description

IP66, Class I. Class II on request. IK10. Marine-grade, die-cast aluminium alloy. 5CE superior corrosion protection including PCS hardware. Silicone CCG® Controlled Compression Gasket. Polycarbonate main lens. Integral EC electronic converter in thermally-separated compartment. Factory installed LED circuit board. CAD-optimised optics for superior illumination and glare control. Pre-wired post complete with cable connecting box and service door for mains connection.

Optional Eco Step Dim® Motion version available. To be specified at time of ordering.

### Fagerhult Lighting Ltd

33-34 Dolben Street, SE1 0UQ London, United Kingdom






<https://we-ef.com/uk>

Subject to technical changes and errors. - Generated on 27/11/2024

### Specifications

#### Material description

---

Body	Marine-grade, die-cast aluminium alloy
Lens	Polycarbonate
Colours	 RAL9004 Signal black  RAL9006 White aluminium  RAL9007 Grey aluminium  RAL7016 Anthracite grey  RAL9016 Traffic white
Gasket	Silicone CCG® Controlled Compression Gasket
Fasteners	PCS Polymer Coated Stainless Steel Hardware
Ingress protection	IP66
Impact resistance	IK10
Corrosion resistance	5CE

---

#### Electrical description

---

Power supply	220-240V / 50-60 Hz
Driver / Ballast	Standard. Optional DALI version available. To be specified at time of ordering.
Power factor	> 0.9
Surge protection	10/10kV (SP10)

---

#### Additional information

---

Lifetime	Ta=25° L70B50 > 50000h
Energy efficiency class	D-E (Light source)




---

# CTY150 LED-FT

## Bollards and pathway luminaires

### Options

#### Light distribution

	symmetric distribution [C60]
	controlled symmetric distribution [C55]
	rectangular [R50]




#### Colour temperature

	3000 K
	4000 K
	2700 K

#### Nominal Watt

24 W  
2 W  
27 W

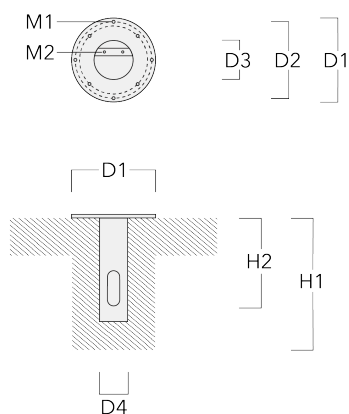
### Configurations

Light distribution	Part ID	Light source	Rated lumens	Rated input power	CRI	Weight (kg)
controlled symmetric distribution [C55] 	115-1908	LED-FT-12W / 350 mA - 2700 K	1330.9	14 W	80	11.50
	115-1909	LED-FT-12W / 350 mA - 3000 K	1421	14 W	80	11.50
	115-1910	LED-FT-12W / 350 mA - 4000 K	1497.3	14 W	80	11.50
	115-1911	LED-FT-17W / 500 mA - 2700 K	2034.5	20 W	80	11.50
	115-1912	LED-FT-17W / 500 mA - 3000 K	2128.1	20 W	80	11.50
	115-1913	LED-FT-17W / 500 mA - 4000 K	2218.2	20 W	80	11.50
	115-1914	LED-FT-24W / 700 mA - 2700 K	2807.4	27 W	80	11.50
	115-1915	LED-FT-24W / 700 mA - 3000 K	2925.2	27 W	80	11.50
	115-1916	LED-FT-24W / 700 mA - 4000 K	3050	27 W	80	11.50
rectangular [R50] 	115-1920	LED-FT-12W / 350 mA - 2700 K	1283.2	14 W	80	11.50
	115-1921	LED-FT-12W / 350 mA - 3000 K	1370.1	14 W	80	11.50
	115-1922	LED-FT-12W / 350 mA - 4000 K	1443.6	14 W	80	11.50
	115-1923	LED-FT-17W / 500 mA - 2700 K	1961.6	20 W	80	11.50
	115-1924	LED-FT-17W / 500 mA - 3000 K	2051.8	20 W	80	11.50
	115-1925	LED-FT-17W / 500 mA - 4000 K	2138.7	20 W	80	11.50
	115-1926	LED-FT-24W / 700 mA - 2700 K	2706.8	27 W	80	11.50
	115-1927	LED-FT-24W / 700 mA - 3000 K	2820.4	27 W	80	11.50
	115-1928	LED-FT-24W / 700 mA - 4000 K	2940.7	27 W	80	11.50
symmetric distribution [C60] 	115-1932	LED-FT-12W / 350 mA - 2700 K	1107.8	14 W	80	11.50
	115-1933	LED-FT-12W / 350 mA - 3000 K	1182.8	14 W	80	11.50
	115-1934	LED-FT-12W / 350 mA - 4000 K	1246.2	14 W	80	11.50
	115-1935	LED-FT-17W / 500 mA - 2700 K	1693.4	20 W	80	11.50
	115-1936	LED-FT-17W / 500 mA - 3000 K	1771.3	20 W	80	11.50
	115-1937	LED-FT-17W / 500 mA - 4000 K	1846.3	20 W	80	11.50
	115-1938	LED-FT-24W / 700 mA - 2700 K	2336.7	27 W	80	11.50
	115-1939	LED-FT-24W / 700 mA - 3000 K	2434.8	27 W	80	11.50
	115-1940	LED-FT-24W / 700 mA - 4000 K	2538.6	27 W	80	11.50

### Mounting Accessories

#### Planted root

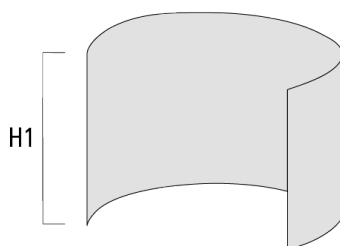
Description	Part ID	D1	D2	D3	D4	H1	H2	M1	M2	Weight (kg)
Planted root ESV4	300-0464	220	190	102	108	400	350	8	6	4.30



### Optical Accessories

#### Light shield

Description	Part ID	Additional information	H1
LS180-[C60]	159-0321		120



LS180	430-0029	Glare Shield for backlight spill. Glare Shield factory-installed or available as retrofit kit. Suitable for [S60], [S65], [S70], [R65], [P65] lenses. Must be specified at time of ordering.
-------	----------	--

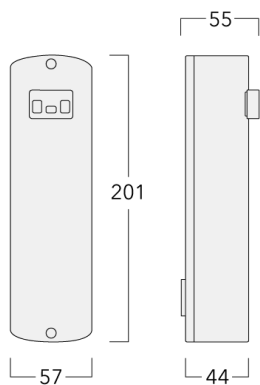
### Control

#### Eco Step Dim® Motion

---

Description	Part ID
Eco Step Dim® Motion - Linked-Primary	430-0030

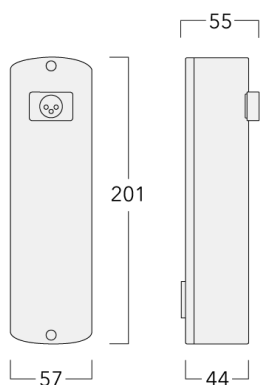
---



---

Eco Step Dim® Motion - Linked-Secondary	430-0031
---	----------

---



# CTY150 LED-FT

## Bollards and pathway luminaires

---

Description	Part ID
Eco Step Dim® Motion - Stand-Alone	430-0037

---

