

Description

Tunable white. IP66. Class I. IK10. Marine-grade, all-aluminium construction. Pole section features anodised aluminium core. 5CE superior corrosion protection + primer including PCS hardware. Polycarbonate main lens, UV-stabilised. Silicone CCG® Controlled Compression Gasket. Luminaire is factory-sealed and does not need to be opened during installation.

Integral EC electronic converter. Advanced thermal management protects LEDs while optimising lumens output. CAD-optimised optics for superior illumination and glare control. LED circuit board with Tunable White Technology. DALI Interface. For other control interface options to suit specific project requirements, contact WE-EF.

Specifications

Material description

Body	Marine-grade, all-aluminium construction. Pole section features anodised aluminium core
Lens	Polycarbonate main lens, UV-stabilised
Colours	<div><div></div> RAL9004 Signal black</div> <div><div></div> RAL9006 White aluminium</div> <div><div></div> RAL9007 Grey aluminium</div> <div><div></div> RAL9016 Traffic white</div>
Gasket	Silicone CCG® Controlled Compression Gasket
Fasteners	PCS hardware
Ingress protection	IP66
Impact resistance	IK10
Corrosion resistance	5CE+Primer



Electrical description

Driver / Ballast	Integral EC electronic converter
Surge protection	10/10kV



Additional information

Lifetime	Ta=25° L70B50>50000h
----------	----------------------

Options

Light distribution	Colour temperature	Nominal Watt
 symmetric [C70]	2700-5000K	0 W
 asymmetric, side throw [S60]		

Configurations

Light distribution	Part ID	Light source	Rated lumens	Rated input power	CRI	Weight (kg)
asymmetric, side throw [S60] 	115-9814	LED-10W/300 mA - 2700-5000K	567.2	12 W	80	10.80
symmetric [C70] 	115-9811	LED-10W/300 mA - 2700-5000K	699.9	12 W	80	10.80

Mounting Accessories

Planted root

Description	Part ID	D1	D2	D3	D4	H1	H2	Weight (kg)
Planted root ESZ4	300-9090	55	45	70	100	400	350	3.50

