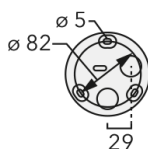
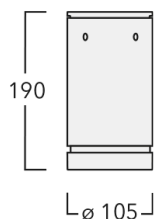


DAC110 LED

Ceiling luminaires

we-ef



Description

IP66, Class I. IK07. Marine-grade, die-cast aluminium alloy. 5CE superior corrosion protection including PCS hardware. Silicone CCG® gasket. Safety glass lens. Two cable entries. Integral EC electronic converter in thermally separated compartment. CAD-optimised optics for superior illumination and glare control. OLC® One LED Concept. Factory installed LED circuit board.

Other standardised housing lengths, 250 mm and 300 mm available on request.

Optional 2200 K version available. To be specified at time of ordering.

WE-EF LIGHTING Pty Ltd

6/13 Downard Street, 3195 Braeside, Victoria - Phone: +61 3 8587 0444 - Fax: +61 3 8587 0499

info.australia@we-ef.com - <https://we-ef.com/aus>




Subject to technical changes and errors. - Generated on 23/11/2024

DAC110 LED

Ceiling luminaires

Specifications

Material description

Body	Marine-grade, die-cast aluminium alloy
Lens	Safety glass lens
Colours	 RAL9004 Signal black  RAL9006 White aluminium  RAL9007 Grey aluminium
Gasket	Silicone CCG® Controlled Compression Gasket
Fasteners	PCS Polymer Coated Stainless Steel Hardware
Ingress protection	IP66
Impact resistance	IK07
Corrosion resistance	5CE

Electrical description

Driver / Ballast	Integral EC electronic converter in thermally separated compartment
Power factor	>0.9

Additional information

Lifetime	Ta=40° L90B10 > 90000h
----------	------------------------

DAC110 LED

Ceiling luminaires

we-ef

Options

Light distribution



symmetric, wide beam [B]



symmetric, medium beam [M]



symmetric, very narrow beam [EE]



symmetric, very narrow beam, sharp cut-off [EES]



wallwash [A20]

Colour temperature



2700 K



3000 K

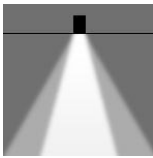


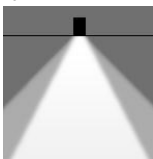



4000 K

Nominal Watt

0 W

Configurations

Light distribution	Part ID	Light source	Rated lumens	Rated input power	CRI	Weight (kg)
symmetric, medium beam [M] 	134-2080	LED-6/12W / 700 mA - 2700 K	1201.1	14.5 W	80	2.00
	134-2081	LED-6/12W / 700 mA - 3000 K	1290.1	14.5 W	80	2.00
	134-2082	LED-6/12W / 700 mA - 4000 K	1379	14.5 W	80	2.00
symmetric, very narrow beam [EE] 	134-2083	LED-6/12W / 700 mA - 2700 K	1347.7	14.5 W	80	2.00
	134-2084	LED-6/12W / 700 mA - 3000 K	1447.6	14.5 W	80	2.00
	134-2085	LED-6/12W / 700 mA - 4000 K	1547.4	14.5 W	80	2.00
symmetric, very narrow beam, sharp cut-off [EES] 	134-2086	LED-6/12W / 700 mA - 2700 K	1424	14.5 W	80	2.00
	134-2087	LED-6/12W / 700 mA - 3000 K	1529.5	14.5 W	80	2.00
	134-2088	LED-6/12W / 700 mA - 4000 K	1635	14.5 W	80	2.00
symmetric, wide beam [B] 	134-2077	LED-6/12W / 700 mA - 2700 K	1070	14.5 W	80	2.00
	134-2078	LED-6/12W / 700 mA - 3000 K	1149.2	14.5 W	80	2.00
	134-2079	LED-6/12W / 700 mA - 4000 K	1228.5	14.5 W	80	2.00
wallwash [A20] 	134-2080+134-2361	LED-6/12W / 700 mA - 2700 K	817.3	14.5 W	80	2.00
	134-2081+134-2361	LED-6/12W / 700 mA - 3000 K	877.8	14.5 W	80	2.00
	134-2082+134-2361	LED-6/12W / 700 mA - 4000 K	938.4	14.5 W	80	2.00

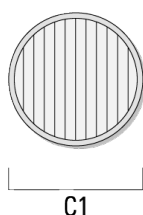
DAC110 LED

Ceiling luminaires

Optical Accessories

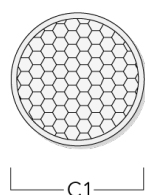
Linear spread lens

Description	Part ID
IO-180-DAC110	134-2104



Honeycomb louvre

Description	Part ID
IW-DAC110	134-2105

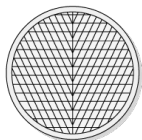


DAC110 LED

Ceiling luminaires

Wallwash lens

Description	Part ID	C1
IO-20-WW-DAC110-LED	134-2361	76



C1

Mounting Accessories

Adaptor for side conduit entry

Description	Part ID	A	C1
DA11 Adaptor for DAC110/DAS110-PM	134-2107	31	105

