**Description**






IP66, Class I. Class II on request. IK07. Marine-grade, all aluminium construction. 5CE superior corrosion protection including PCS hardware. Silicone CCG® gasket. Safety glass lens. Two cable entries. Integral EC electronic converter in thermally separated compartment. CAD-optimised optics for superior illumination and glare control. Factory installed LED circuit board. The luminaire is factory-sealed and does not need to be opened during installation.

Other standardised housing lengths, 190 mm and 300 mm available on request.

Optional 2200 K version available. To be specified at time of ordering.

Specifications

Material description

Body	Marine-grade, all aluminium construction
Lens	Safety glass lens
Colours	 RAL9004 Signal black  RAL9006 White aluminium  RAL9007 Grey aluminium  RAL7016 Anthracite grey  RAL9016 Traffic white
Gasket	Silicone CCG® Controlled Compression Gasket
Fasteners	PCS Polymer Coated Stainless Steel Hardware
Ingress protection	IP66
Impact resistance	IK07
Corrosion resistance	5CE

Electrical description

Power supply	220-240V / 50-60 Hz
Driver / Ballast	Standard. Optional DALI version available. To be specified at time of ordering.
Power factor	>0.9

Additional information

Lifetime	Ta=25° L90B10 > 90000h
----------	------------------------

DAC120 LED

Ceiling luminaires

Options

Light distribution



symmetric, wide beam [B]



symmetric, medium beam [M]



symmetric, very narrow beam [EE]



symmetric, very narrow beam, sharp cut-off [EES]



wallwash [A20]

Colour temperature



2700 K



3000 K




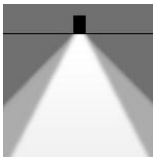



4000 K

Nominal Watt

0 W

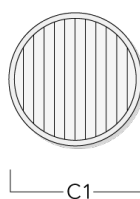
Configurations

Light distribution	Part ID	Light source	Rated lumens	Rated input power	CRI	Weight (kg)
symmetric, medium beam [M] 	134-2161	LED-12/24W / 700 mA - 2700 K	2875.2	27 W	80	3.00
	134-2162	LED-12/24W / 700 mA - 3000 K	3088.2	27 W	80	3.00
	134-2163	LED-12/24W / 700 mA - 4000 K	3301.2	27 W	80	3.00
symmetric, very narrow beam [EE] 	134-2164	LED-12/24W / 700 mA - 2700 K	2880.3	27 W	80	3.00
	134-2165	LED-12/24W / 700 mA - 3000 K	3093.7	27 W	80	3.00
	134-2166	LED-12/24W / 700 mA - 4000 K	3307	27 W	80	3.00
symmetric, very narrow beam, sharp cut-off [EES] 	134-2167	LED-12/24W / 700 mA - 2700 K	2947.4	27 W	80	3.00
	134-2168	LED-12/24W / 700 mA - 3000 K	3165.7	27 W	80	3.00
	134-2169	LED-12/24W / 700 mA - 4000 K	3384	27 W	80	3.00
symmetric, wide beam [B] 	134-2158	LED-12/24W / 700 mA - 2700 K	2382.4	27 W	80	3.00
	134-2159	LED-12/24W / 700 mA - 3000 K	2558.9	27 W	80	3.00
	134-2160	LED-12/24W / 700 mA - 4000 K	2735.4	27 W	80	3.00
wallwash [A20] 	134-2161+134-2001	LED-12/24W / 700 mA - 2700 K	1834.6	27 W	80	3.00
	134-2162+134-2001	LED-12/24W / 700 mA - 3000 K	1970.5	27 W	80	3.00
	134-2163+134-2001	LED-12/24W / 700 mA - 4000 K	2106.4	27 W	80	3.00

Optical Accessories

Linear spread lens

Description	Part ID	Additional information	C1
IO-180-DAC120-LED	134-2000	Broadens light distribution in one plane only. Ideally suitable for [M][EE][EES]. Does not fit in combination with [B] lens. A maximum of one internal optical accessory. Internal component, factory installed.	130

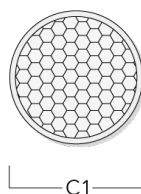


Honeycomb louvre

DAC120 LED

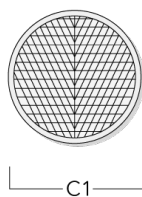
Ceiling luminaires

Description	Part ID	Additional information	C1
IW-DAC120-LED	134-2002	Honeycomb louvre, matt black Teflon® coated. For luminaires equipped with [B] [M] light distribution. A maximum of one internal optical accessory. Internal component, factory installed.	103



Wallwash lens

Description	Part ID	C1
IO-20-WW-DAC120-LED	134-2001	92



Mounting Accessories

Adaptor for side conduit entry

Description	Part ID	A	C1
DA12 Adaptor for DAC120/DAS120-PM	134-2108	31	140



DAC120 LED
Ceiling luminaires

Fagerhult Lighting Ltd

33-34 Dolben Street, SE1 0UQ London, United Kingdom

<https://we-ef.com/uk>

Subject to technical changes and errors.
Generated on 23/10/2024