**Description**

IP66, Class I. Class II on request. IK07. Marine-grade, all aluminium construction. 5CE superior corrosion protection including PCS hardware. Silicone CCG® gasket. Safety glass lens. Two cable entries. Integral EC electronic converter in thermally separated compartment. CAD-optimised optics for superior illumination and glare control. Factory installed LED circuit board. The luminaire is factory-sealed and does not need to be opened during installation.






Other standardised housing lengths, 190 mm and 250 mm available on request.

Optional 2200 K version available. To be specified at time of ordering.

### Specifications

#### Material description

---

Body	Marine-grade, all aluminium construction
Lens	Safety glass lens
Colours	 RAL9004 Signal black  RAL9006 White aluminium  RAL9007 Grey aluminium  RAL7016 Anthracite grey  RAL9016 Traffic white
Gasket	Silicone CCG® Controlled Compression Gasket
Fasteners	PCS Polymer Coated Stainless Steel Hardware
Ingress protection	IP66
Impact resistance	IK07
Corrosion resistance	5CE

---

#### Electrical description

---

Power supply	220-240V / 50-60 Hz
Driver / Ballast	Standard. Optional DALI version available. To be specified at time of ordering.
Power factor	> 0.9

---

#### Additional information

---

Lifetime	Ta=25° L90B10 > 90000h
----------	------------------------

---

# DAC140 LED

## Ceiling luminaires

**we-ef**

### Options

#### Light distribution



symmetric, wide beam [B]



symmetric, medium beam [M]



symmetric, very narrow beam [EE]



symmetric, very narrow beam, sharp cut-off [EES]



wallwash [A20]

#### Colour temperature



2700 K



3000 K



4000 K

#### Nominal Watt

0 W

### Configurations

Light distribution	Part ID	Light source	Rated lumens	Rated input power	CRI	Weight (kg)
symmetric, medium beam [M] 	134-2249	LED-24/48W / 700 mA - 2700 K	5378.5	54 W	80	5.50
	134-2250	LED-24/48W / 700 mA - 3000 K	5776.9	54 W	80	5.50
	134-2251	LED-24/48W / 700 mA - 4000 K	6175.3	54 W	80	5.50
symmetric, very narrow beam [EE] 	134-2252	LED-24/48W / 700 mA - 2700 K	5546.8	54 W	80	5.50
	134-2253	LED-24/48W / 700 mA - 3000 K	5957.7	54 W	80	5.50
	134-2254	LED-24/48W / 700 mA - 4000 K	6368.6	54 W	80	5.50
symmetric, very narrow beam, sharp cut-off [EES] 	134-2255	LED-24/48W / 700 mA - 2700 K	5785.2	54 W	80	5.50
	134-2256	LED-24/48W / 700 mA - 3000 K	6213.7	54 W	80	5.50
	134-2257	LED-24/48W / 700 mA - 4000 K	6642.2	54 W	80	5.50
symmetric, wide beam [B] 	134-2246	LED-24/48W / 700 mA - 2700 K	4916.1	54 W	80	5.50
	134-2247	LED-24/48W / 700 mA - 3000 K	5280.3	54 W	80	5.50
	134-2248	LED-24/48W / 700 mA - 4000 K	5644.5	54 W	80	5.50
wallwash [A20] 	134-2249+134-2065	LED-24/48W / 700 mA - 2700 K	4246.8	54 W	80	5.50
	134-2250+134-2065	LED-24/48W / 700 mA - 3000 K	4561.4	54 W	80	5.50
	134-2251+134-2065	LED-24/48W / 700 mA - 4000 K	4875.9	54 W	80	5.50

# DAC140 LED

Ceiling luminaires



## Control

### DALI interface

---

Description	Part ID	C
DALI interface	430-0013	90

---

#### WE-EF LEUCHTEN GmbH

Töpinger Straße 16, 29646 Bispingen, Germany - Phone: +49 5194 909-0  
info@we-ef.com - <https://we-ef.com>

Subject to technical changes and errors. - Generated on 23/11/2024

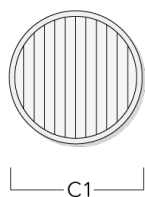
### Optical Accessories

#### Linear spread lens

---

Description	Part ID
IO-180-DAC140-LED	134-2064

---



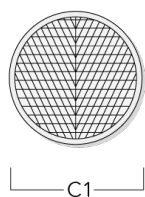
---

#### Wallwash lens

---

Description	Part ID
IO-20-WW-DAC140-LED	134-2065

---



# DAC140 LED

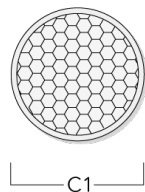
## Ceiling luminaires

### Honeycomb louvre

---

Description	Part ID
IW-DA_140-LED	134-2066

---



### Mounting Accessories

#### Adaptor for side conduit entry

Description	Part ID	A	C1
DA14 Adaptor for DAC140/DAS140-PM	134-2109	31	195

