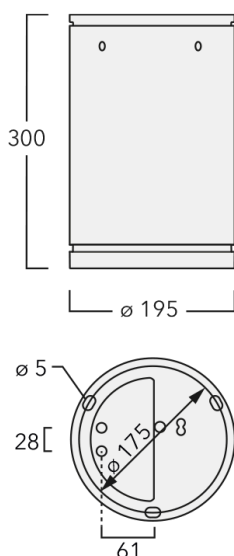


DAC140 LED

Ceiling luminaires

we-ef



Description

IP66, Class I. IK07. Marine-grade, all aluminium construction. 5CE superior corrosion protection including PCS hardware. Silicone CCG® gasket. Safety glass lens. Two cable entries. Integral EC electronic converter in thermally separated compartment. CAD-optimised optics for superior illumination and glare control. Factory installed LED circuit board. The luminaire is factory-sealed and does not need to be opened during installation.

Other standardised housing lengths, 190 mm and 250 mm available on request.

Optional 2200 K version available. To be specified at time of ordering.





WE-EF LIGHTING (Thailand) Co., Ltd.

57 Moo 5, Kingkaew Rd., Bangplee, 10540 Samutprakarn - Phone: +66 2 738 96 20 - Fax: +66 2 738 96 29

<https://we-ef.com/asia>

Subject to technical changes and errors. - Generated on 24/11/2024

Ceiling luminaires**Specifications****Material description**

Body	Marine-grade, all aluminium construction
Lens	Safety glass lens
Colours	 RAL9004 Signal black  RAL9007 Grey aluminium  RAL7016 Anthracite grey  RAL9016 Traffic white
Gasket	Silicone CCG® Controlled Compression Gasket
Fasteners	PCS Polymer Coated Stainless Steel Hardware
Ingress protection	IP66
Impact resistance	IK07
Corrosion resistance	5CE

Electrical description

Driver / Ballast	Integral EC electronic converter in thermally-separated compartment
Power factor	> 0.9

Additional information

Lifetime	Ta=25° L90B10 > 90000h
----------	------------------------

DAC140 LED

Ceiling luminaires

we-ef

Options

Light distribution



symmetric, wide beam [B]



symmetric, medium beam [M]



symmetric, very narrow beam [EE]



symmetric, very narrow beam, sharp cut-off [EES]



wallwash

Colour temperature



2700 K



3000 K

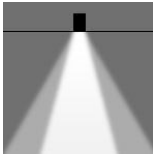


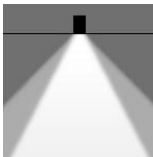



4000 K

Nominal Watt

0 W

Configurations

Light distribution	Part ID	Light source	Rated lumens	Rated input power	CRI	Weight (kg)
symmetric, medium beam [M] 	134-2249	LED-24/48W / 700 mA - 2700 K	5378.5	54 W	80	5.50
	134-2250	LED-24/48W / 700 mA - 3000 K	5776.9	54 W	80	5.50
	134-2251	LED-24/48W / 700 mA - 4000 K	6175.3	54 W	80	5.50
symmetric, very narrow beam [EE] 	134-2252	LED-24/48W / 700 mA - 2700 K	5546.8	54 W	80	5.50
	134-2253	LED-24/48W / 700 mA - 3000 K	5957.7	54 W	80	5.50
	134-2254	LED-24/48W / 700 mA - 4000 K	6368.6	54 W	80	5.50
symmetric, very narrow beam, sharp cut-off [EES] 	134-2255	LED-24/48W / 700 mA - 2700 K	5785.2	54 W	80	5.50
	134-2256	LED-24/48W / 700 mA - 3000 K	6213.7	54 W	80	5.50
	134-2257	LED-24/48W / 700 mA - 4000 K	6642.2	54 W	80	5.50
symmetric, wide beam [B] 	134-2246	LED-24/48W / 700 mA - 2700 K	4916.1	54 W	80	5.50
	134-2247	LED-24/48W / 700 mA - 3000 K	5280.3	54 W	80	5.50
	134-2248	LED-24/48W / 700 mA - 4000 K	5644.5	54 W	80	5.50
wallwash 	134-2249+134-2065	LED-24/48W / 700 mA - 2700 K	4246.8	54 W	80	5.50
	134-2250+134-2065	LED-24/48W / 700 mA - 3000 K	4561.4	54 W	80	5.50
	134-2251+134-2065	LED-24/48W / 700 mA - 4000 K	4875.9	54 W	80	5.50

DAC140 LED

Ceiling luminaires



Control

DALI interface

Description	Part ID	C
DALI interface	430-0013	90

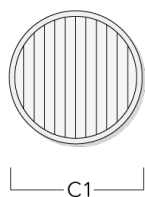
DAC140 LED

Ceiling luminaires

Optical Accessories

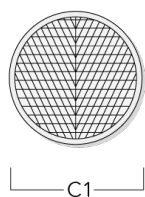
Linear spread lens

Description	Part ID
IO-180-DAC140-LED	134-2064



Wallwash lens

Description	Part ID
IO-20-WW-DAC140-LED	134-2065

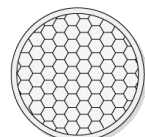


DAC140 LED

Ceiling luminaires

Honeycomb louvre

Description	Part ID
IW-DA_140-LED	134-2066



Mounting Accessories

Adaptor for side conduit entry

Description	Part ID	A	C1
DA14 Adaptor for DAC140/DAS140-PM	134-2109	31	195

