

Description

IP66, Class I. Class II on request. IK07. Marine-grade, die-cast aluminium alloy. 5CE superior corrosion protection including PCS hardware. Silicone CCG® gasket. Safety glass lens. One cable entry, optional T-QPD connector for through wiring available on request. Integral EC electronic converter in thermally separated compartment. CAD-optimised optics for superior illumination and glare control. Factory installed LED circuit board. The luminaire is factory-sealed and does not need to be opened during installation.






Includes cable connector, for cable 2-12 mm. +/- 10° adjustable to compensate for sloping catenary systems.

Other standardised housing lengths available on request.

Optional 2200 K version available. To be specified at time of ordering.

Specifications

Material description

Body	Marine-grade, all aluminium construction
Lens	Safety glass lens
Colours	 RAL9004 Signal black  RAL9006 White aluminium  RAL9007 Grey aluminium  RAL7016 Anthracite grey  RAL9016 Traffic white
Gasket	Silicone CCG® Controlled Compression Gasket
Fasteners	PCS Polymer Coated Stainless Steel Hardware
Ingress protection	IP66
Impact resistance	IK07
Corrosion resistance	5CE
Windage	0.0611 m ²

Electrical description

Power supply	220-240V / 50-60 Hz
Driver / Ballast	Standard. DALI on request
Power factor	> 0.9

Additional information

Lifetime	Ta=25° L90B10 > 90000h
Energy efficiency class	C-D (Light source)

DAS140 LED

Catenary luminaires

Options

Light distribution



symmetric, wide beam [B]



symmetric, medium beam [M]



symmetric, very narrow beam [EE]



symmetric, very narrow beam, sharp cut-off [EES]

Colour temperature



2700 K



3000 K

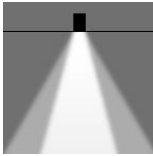

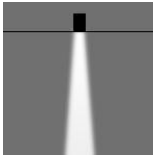
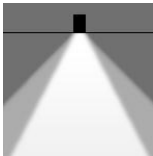


4000 K

Nominal Watt

0 W

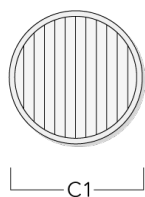
Configurations

Light distribution	Part ID	Light source	Rated lumens	Rated input power	CRI	Weight (kg)
symmetric, medium beam [M] 	134-2279	LED-24/48W / 700 mA - 2700 K	5378.5	54 W	80	7.20
	134-2280	LED-24/48W / 700 mA - 3000 K	5776.9	54 W	80	7.20
	134-2281	LED-24/48W / 700 mA - 4000 K	6175.3	54 W	80	7.20
symmetric, very narrow beam [EE] 	134-2282	LED-24/48W / 700 mA - 2700 K	5546.8	54 W	80	7.20
	134-2283	LED-24/48W / 700 mA - 3000 K	5957.7	54 W	80	7.20
	134-2284	LED-24/48W / 700 mA - 4000 K	6368.6	54 W	80	7.20
symmetric, very narrow beam, sharp cut-off [EES] 	134-2285	LED-24/48W / 700 mA - 2700 K	5785.2	54 W	80	7.20
	134-2286	LED-24/48W / 700 mA - 3000 K	6213.7	54 W	80	7.20
	134-2287	LED-24/48W / 700 mA - 4000 K	6642.2	54 W	80	7.20
symmetric, wide beam [B] 	134-2276	LED-24/48W / 700 mA - 2700 K	4916.1	54 W	80	7.20
	134-2277	LED-24/48W / 700 mA - 3000 K	5280.3	54 W	80	7.20
	134-2278	LED-24/48W / 700 mA - 4000 K	5644.5	54 W	80	7.20

Optical Accessories

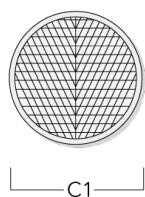
Linear spread lens

Description	Part ID
IO-180-DAC140-LED	134-2064



Wallwash lens

Description	Part ID
IO-20-WW-DAC140-LED	134-2065



DAS140 LED

Catenary luminaires

Honeycomb louvre

Description	Part ID
IW-DA_140-LED	134-2066

