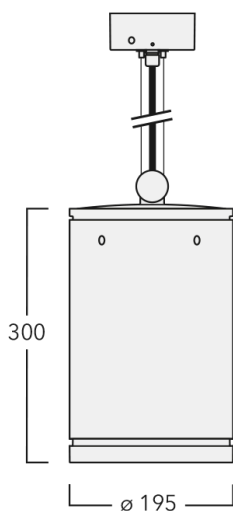


DAS140-PM LED

Ceiling luminaires

we-ef



Description

IP66, Class I. Class II on request. IK07. Marine-grade, all aluminium construction. 5CE superior corrosion protection including PCS hardware. Silicone CCG® gasket. Safety glass lens. Two cable entries. Ceiling mount through canopy. Cable suspension 0.5 - 1.5 m. To be specified at time at ordering. Integral EC electronic converter in thermally separated compartment. CAD-optimised optics for superior illumination and glare control. Factory installed LED circuit board. The luminaire is factory-sealed and does not need to be opened during installation.

Other standardised housing lengths available on request.

Optional 2200 K version available. To be specified at time of ordering.

Fagerhult Lighting Ltd






33-34 Dolben Street, SE1 0UQ London, United Kingdom

<https://we-ef.com/uk>

Subject to technical changes and errors. - Generated on 23/11/2024

Specifications

Material description

Body	Marine-grade, all aluminium construction
Lens	Safety glass lens
Colours	 RAL9004 Signal black  RAL9006 White aluminium  RAL9007 Grey aluminium  RAL7016 Anthracite grey  RAL9016 Traffic white
Gasket	Silicone CCG® Controlled Compression Gasket
Fasteners	PCS Polymer Coated Stainless Steel Hardware
Ingress protection	IP66
Impact resistance	IK07
Corrosion resistance	5CE

Electrical description

Power supply	220-240V / 50-60 Hz
Driver / Ballast	Standard. Optional DALI version available. To be specified at time of ordering.
Power factor	>0.9
Surge protection	1/2 kV (optional SP10)

Additional information

Lifetime	Ta=25° L90B10 > 90000h
Energy efficiency class	C-D (Light source)

DAS140-PM LED

Ceiling luminaires

we-ef

Options

Light distribution



symmetric, wide beam [B]



symmetric, medium beam [M]



symmetric, very narrow beam [EE]



symmetric, very narrow beam, sharp cut-off [EES]

Colour temperature



2700 K



3000 K

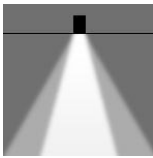


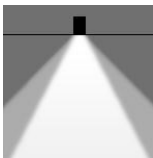


4000 K

Nominal Watt

0 W

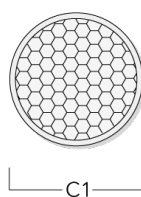
Configurations

Light distribution	Part ID	Light source	Rated lumens	Rated input power	CRI	Weight (kg)
symmetric, medium beam [M] 	134-2309	LED-24/48W / 700 mA - 2700 K	4641.5	55 W	80	5.50
	134-2310	LED-24/48W / 700 mA - 3000 K	4899.6	55 W	80	5.50
	134-2311	LED-24/48W / 700 mA - 4000 K	4899.6	55 W	80	5.50
symmetric, very narrow beam [EE] 	134-2312	LED-24/48W / 700 mA - 2700 K	4786.7	55 W	80	5.50
	134-2313	LED-24/48W / 700 mA - 3000 K	5052.9	55 W	80	5.50
	134-2314	LED-24/48W / 700 mA - 4000 K	5052.9	55 W	80	5.50
symmetric, very narrow beam, sharp cut-off [EES] 	134-2315	LED-24/48W / 700 mA - 2700 K	4992.4	55 W	80	5.50
	134-2316	LED-24/48W / 700 mA - 3000 K	5270	55 W	80	5.50
	134-2317	LED-24/48W / 700 mA - 4000 K	5270	55 W	80	5.50
symmetric, wide beam [B] 	134-2306	LED-24/48W / 700 mA - 2700 K	4242.4	55 W	80	5.50
	134-2307	LED-24/48W / 700 mA - 3000 K	4478.4	55 W	80	5.50
	134-2308	LED-24/48W / 700 mA - 4000 K	4478.4	55 W	80	5.50

Optical Accessories

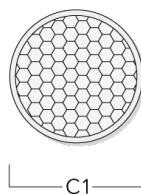
Honeycomb louvre

Description	Part ID	Additional information	C1
IW-DAC120-LED	134-2002	Honeycomb louvre, matt black Teflon [®] coated. For luminaires equipped with [B] [M] light distribution. A maximum of one internal optical accessory. Internal component, factory installed.	103



IW-DA_140-LED

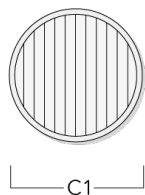
134-2066



Ceiling luminaires

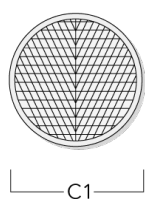
Linear spread lens

Description	Part ID
IO-180-DAC140-LED	134-2064



Wallwash lens

Description	Part ID
IO-20-WW-DAC140-LED	134-2065



Mounting Accessories

Adaptor for side conduit entry

Description	Part ID	A	C1
DA14 Adaptor for DAC140/DAS140-PM	134-2109	31	195

