

Description

IP66, Class I. IK07. Marine-grade, all aluminium construction. 5CE superior corrosion protection + primer including PCS hardware. Silicone CCG® gasket. Safety glass lens. Two cable entries. Integral EC electronic converter in thermally separated compartment. CAD-optimised optics for superior illumination and glare control. Factory installed LED circuit board. Tunable White Technology. The luminaire is factory-sealed and does not need to be opened during installation.

Other standardised housing lengths, 190 mm and 250 mm available on request.

Specifications**Material description**

Body	Marine-grade, all aluminium construction
Lens	Safety glass lens
Colours	<div><div></div> RAL9004 Signal black</div> <div><div></div> RAL9006 White aluminium</div> <div><div></div> RAL9007 Grey aluminium</div> <div><div></div> RAL9016 Traffic white</div>
Gasket	Silicone CCG® Controlled Compression Gasket
Fasteners	PCS Polymer Coated Stainless Steel Hardware
Ingress protection	IP66
Impact resistance	IK07
Corrosion resistance	5CE+Primer

Electrical description

Driver / Ballast	DALI
------------------	------

Additional information

Lifetime	Ta=40° L90B10 > 90000h
----------	------------------------

DAC140 TW LED

Ceiling luminaires



Options

Light distribution Colour temperature Nominal Watt



symmetric, wide beam [B]

2200-6000K

0 W



symmetric, medium beam [M]



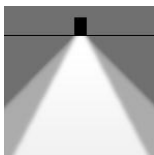


symmetric, narrow beam [E]

WE-EF LIGHTING Pty Ltd

47 Tarnard Drive, 3195 Braeside, Victoria - Phone: +61 3 8587 0444 - Fax: +61 3 8587 0499
info.australia@we-ef.com - <https://we-ef.com/aus>
Subject to technical changes and errors. - Generated on 16/04/2025

Configurations

Light distribution	Part ID	Light source	Rated lumens	Rated input power	CRI	Weight (kg)
symmetric, medium beam [M] 	134-2259	LED-24/42W / 325 mA - 2200-6000K	4237.4	51 W	80	5.50
symmetric, narrow beam [E] 	134-2260	LED-24/42W / 325 mA - 2200-6000K	4406.3	51 W	80	5.50
symmetric, wide beam [B] 	134-2258	LED-24/42W / 325 mA - 2200-6000K	3993.5	51 W	80	5.50

DAC140 TW LED

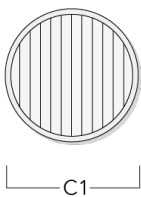


Ceiling luminaires

Optical Accessories

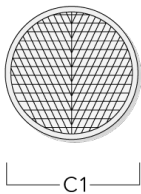
Linear spread lens

Description	Part ID
IO-180-DAC140-LED	134-2064



Wallwash lens

Description	Part ID
IO-20-WW-DAC140-LED	134-2065



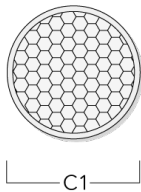
DAC140 TW LED



Ceiling luminaires

Honeycomb louvre

Description	Part ID
IW-DA_140-LED	134-2066



DAC140 TW LED



Ceiling luminaires

Mounting Accessories

Adaptor for side conduit entry

Description	Part ID	A	C1
DA14 Adaptor for DAC140/DAS140-PM	134-2109	31	195

