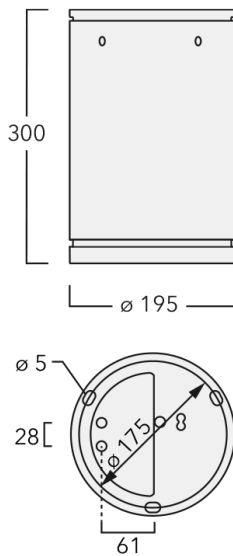


# DAC140 TW LED

## Ceiling luminaires

**we-ef**



### Description

IP66, Class I. Class II on request. IK07. Marine-grade, all aluminium construction. 5CE superior corrosion protection including PCS hardware. Silicone CCG® gasket. Safety glass lens. Two cable entries. Integral EC electronic converter in thermally separated compartment. CAD-optimised optics for superior illumination and glare control. Factory installed LED circuit board. Tunable White Technology. The luminaire is factory-sealed and does not need to be opened during installation.

Other standardised housing lengths, 190 mm and 250 mm available on request.

### Fagerhult Lighting Ltd

33-34 Dolben Street, SE1 0UQ London, United Kingdom






<https://we-ef.com/uk>

Subject to technical changes and errors. - Generated on 27/11/2024

### Specifications

#### Material description

---

Body	Marine-grade, all aluminium construction
Lens	Safety glass lens
Colours	 RAL9004 Signal black  RAL9006 White aluminium  RAL9007 Grey aluminium  RAL7016 Anthracite grey  RAL9016 Traffic white
Gasket	Silicone CCG® Controlled Compression Gasket
Fasteners	PCS Polymer Coated Stainless Steel Hardware
Ingress protection	IP66
Impact resistance	IK07
Corrosion resistance	5CE

---

#### Electrical description

---

Driver / Ballast	DALI
------------------	------

---

#### Additional information

---

Lifetime	Ta=25° L90B10 > 90000h
Energy efficiency class	D (Light source)

---

# DAC140 TW LED

## Ceiling luminaires

### Options

#### Light distribution



symmetric, wide beam [B]



symmetric, medium beam [M]



symmetric, narrow beam [E]

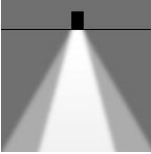

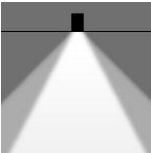
#### Colour temperature

2700-6000K

#### Nominal Watt

0 W

### Configurations

Light distribution	Part ID	Light source	Rated lumens	Rated input power	CRI	Weight (kg)
symmetric, medium beam [M] 	134-2259	LED-24/42W / 325 mA - 2700-6000K	4237.4	51 W	80	5.50
symmetric, narrow beam [E] 	134-2260	LED-24/42W / 325 mA - 2700-6000K	4406.3	51 W	80	5.50
symmetric, wide beam [B] 	134-2258	LED-24/42W / 325 mA - 2700-6000K	3993.5	51 W	80	5.50

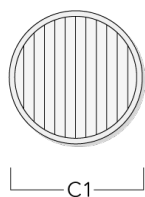
### Optical Accessories

#### Linear spread lens

---

Description	Part ID
IO-180-DAC140-LED	134-2064

---



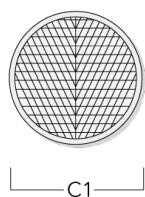
---

#### Wallwash lens

---

Description	Part ID
IO-20-WW-DAC140-LED	134-2065

---



# DAC140 TW LED

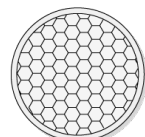
## Ceiling luminaires

### Honeycomb louvre

---

Description	Part ID
IW-DA_140-LED	134-2066

---



### Mounting Accessories

#### Adaptor for side conduit entry

Description	Part ID	A	C1
DA14 Adaptor for DAC140/DAS140-PM	134-2109	31	195

