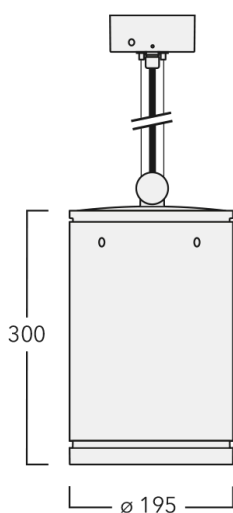


DAS140-PM TW LED

Ceiling luminaires

we-ef



Description

IP66, Class I. Class II on request. IK07. Marine-grade, all aluminium construction. 5CE superior corrosion protection including PCS hardware. Silicone CCG® gasket. Safety glass lens. Two cable entries. Ceiling mount through canopy. Cable suspension 0.5 - 1.5 m. To be specified at time at ordering. Integral EC electronic converter in thermally separated compartment. CAD-optimised optics for superior illumination and glare control. Factory installed LED circuit board. Tunable White Technology. The luminaire is factory-sealed and does not need to be opened during installation.

Other standardised housing lengths available on request.

Fagerhult Lighting Ltd

33-34 Dolben Street, SE1 0UQ London, United Kingdom

<https://we-ef.com/uk>

Subject to technical changes and errors. - Generated on 16/08/2025

DAS140-PM TW LED



Ceiling luminaires

Specifications

Material description

Body	Marine-grade, all aluminium construction
Lens	Safety glass lens
Colours	<div><div></div> RAL9004 Signal black</div> <div><div></div> RAL9006 White aluminium</div> <div><div></div> RAL9007 Grey aluminium</div> <div><div></div> RAL7016 Anthracite grey</div> <div><div></div> RAL9016 Traffic white</div>
Gasket	Silicone CCG® Controlled Compression Gasket
Fasteners	PCS Polymer Coated Stainless Steel Hardware
Ingress protection	IP66
Impact resistance	IK07
Corrosion resistance	5CE

Electrical description

Driver / Ballast	DALI
------------------	------

Additional information




Energy efficiency class	C-D (Light source)
-------------------------	--------------------

DAS140-PM TW LED

Ceiling luminaires



Options

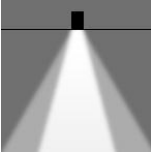

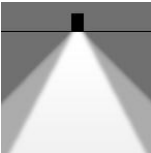
Light distribution	Colour temperature	Nominal Watt
 symmetric, medium beam [M]	2200-6000K	0 W
 symmetric, wide beam [B]		
 symmetric, narrow beam [E]		

DAS140-PM TW LED



Ceiling luminaires

Configurations

Light distribution	Part ID	Light source	Rated lumens	Rated input power	CRI	Weight (kg)
symmetric, medium beam [M] 	134-2319	LED-24/42W / 325 mA - 2200-6000K	4605.8	51 W	80	5.50
symmetric, narrow beam [E] 	134-2320	LED-24/42W / 325 mA - 2200-6000K	4789.4	51 W	80	5.50
symmetric, wide beam [B] 	134-2318	LED-24/42W / 325 mA - 2200-6000K	4340.7	51 W	80	5.50

DAS140-PM TW LED

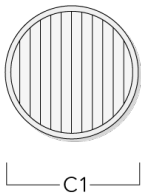


Ceiling luminaires

Optical Accessories

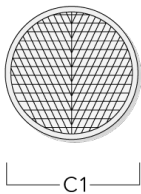
Linear spread lens

Description	Part ID
IO-180-DAC140-LED	134-2064



Wallwash lens

Description	Part ID
IO-20-WW-DAC140-LED	134-2065



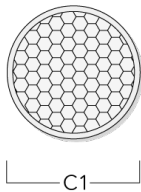
DAS140-PM TW LED



Ceiling luminaires

Honeycomb louvre

Description	Part ID
IW-DA_140-LED	134-2066



Mounting Accessories

Adaptor for side conduit entry

Description	Part ID	A	C1
DA14 Adaptor for DAC140/DAS140-PM	134-2109	31	195

