




**Description**

IP66, Class I, Class II on request. IK07. Marine-grade, die-cast aluminium alloy. 5CE superior corrosion protection including PCS hardware. Silicone rubber gasket. UV-resistant polycarbonate main lens (open at the bottom). The luminaire is factory sealed and does not need to be opened during installation. Integral EC converter, thermally separated. Factory installed LED circuit board. Removable LED boards for upgrading. CAD-optimised indirect optics for superior illumination and glare control.

Optional 2200 K version available. To be specified at time of ordering.

Specifications**Material description**

| | |
|----------------------|---|
| Body | Marine-grade, die-cast aluminium alloy |
| Lens | Polycarbonate (open at the bottom) |
| Colours |  RAL9004 Signal black  RAL9006 White aluminium  RAL9007 Grey aluminium  RAL7016 Anthracite grey  RAL9016 Traffic white |
| Gasket | Silicone rubber gasket |
| Fasteners | PCS Polymer Coated Stainless Steel Hardware |
| Ingress protection | IP66 |
| Impact resistance | IK07 |
| Corrosion resistance | 5CE |
| Windage | 0.090 m ² |

Electrical description

| | |
|------------------|------------------------------------|
| Power supply | 220-240V / 50-60 Hz |
| Driver / Ballast | Standard. DALI or 1-10V on request |
| Power factor | > 0.9 |
| Surge protection | 6/6 kV (optional SP10) |

Additional information






| | |
|-------------------------|------------------------|
| Lifetime | Ta=25° L90B10 > 90000h |
| Energy efficiency class | C-D (Light source) |

ZFS460 LED

Catenary luminaires

Options

Light distribution

-  asymmetric, side throw beam [S65]
-  rectangular, side throw [R65]
-  asymmetric, side throw beam [S70]
-  asymmetric, side throw beam [S60]
-  asymmetric, forward throw [A60]




Colour temperature

-  2700 K
-  3000 K
-  4000 K



Nominal Watt

0 W

Configurations

| Light distribution | Part ID | Light source | Rated lumens | Rated input power | CRI | Weight (kg) |
|---|-------------|-------------------------------|--------------|-------------------|-----|-------------|
| asymmetric, forward throw [A60]  | 115-2015 | LED-18/36W / 700 mA - 2700 K | 4201.7 | 41 W | 80 | 9.50 |
| | 115-2015-70 | LED-18/36W / 700 mA - 2700 K | 4512.9 | 41 W | 70 | 9.50 |
| | 115-2016 | LED-18/36W / 700 mA - 3000 K | 4512.9 | 41 W | 80 | 9.50 |
| | 115-2016-70 | LED-18/36W / 700 mA - 3000 K | 5135.4 | 41 W | 70 | 9.50 |
| | 115-2017 | LED-18/36W / 700 mA - 4000 K | 4824.2 | 41 W | 80 | 9.50 |
| | 115-2017-70 | LED-18/36W / 700 mA - 4000 K | 5446.6 | 41 W | 70 | 9.50 |
| | 115-2018 | LED-18/54W / 1050 mA - 2700 K | 6380.4 | 59 W | 80 | 9.50 |
| | 115-2018-70 | LED-18/54W / 1050 mA - 2700 K | 7314.1 | 59 W | 70 | 9.50 |
| | 115-2019 | LED-18/54W / 1050 mA - 3000 K | 6691.6 | 59 W | 80 | 9.50 |
| | 115-2019-70 | LED-18/54W / 1050 mA - 3000 K | 7625.3 | 59 W | 70 | 9.50 |
| | 115-2020 | LED-18/54W / 1050 mA - 4000 K | 7002.8 | 59 W | 80 | 9.50 |
| | 115-2020-70 | LED-18/54W / 1050 mA - 4000 K | 7936.5 | 59 W | 70 | 9.50 |
| asymmetric, side throw beam [S60]  | 115-1997 | LED-18/36W / 700 mA - 2700 K | 4375 | 41 W | 80 | 9.50 |
| | 115-1997-70 | LED-18/36W / 700 mA - 2700 K | 4699.1 | 41 W | 70 | 9.50 |
| | 115-1998 | LED-18/36W / 700 mA - 3000 K | 4699.1 | 41 W | 80 | 9.50 |
| | 115-1998-70 | LED-18/36W / 700 mA - 3000 K | 5347.2 | 41 W | 70 | 9.50 |
| | 115-1999 | LED-18/36W / 700 mA - 4000 K | 5023.1 | 41 W | 80 | 9.50 |
| | 115-1999-70 | LED-18/36W / 700 mA - 4000 K | 5671.3 | 41 W | 70 | 9.50 |
| | 115-2000 | LED-18/54W / 1050 mA - 2700 K | 6643.5 | 59 W | 80 | 9.50 |
| | 115-2000-70 | LED-18/54W / 1050 mA - 2700 K | 7615.7 | 59 W | 70 | 9.50 |
| | 115-2001 | LED-18/54W / 1050 mA - 3000 K | 6967.6 | 59 W | 80 | 9.50 |
| | 115-2001-70 | LED-18/54W / 1050 mA - 3000 K | 7939.8 | 59 W | 70 | 9.50 |
| | 115-2002 | LED-18/54W / 1050 mA - 4000 K | 7291.7 | 59 W | 80 | 9.50 |
| | 115-2002-70 | LED-18/54W / 1050 mA - 4000 K | 8263.9 | 59 W | 70 | 9.50 |
| asymmetric, side throw beam [S65]  | 115-2003 | LED-18/36W / 700 mA - 2700 K | 4405.6 | 41 W | 80 | 9.50 |
| | 115-2003-70 | LED-18/36W / 700 mA - 2700 K | 4732 | 41 W | 70 | 9.50 |
| | 115-2004 | LED-18/36W / 700 mA - 3000 K | 4732 | 41 W | 80 | 9.50 |
| | 115-2004-70 | LED-18/36W / 700 mA - 3000 K | 5384.7 | 41 W | 70 | 9.50 |
| | 115-2005 | LED-18/36W / 700 mA - 4000 K | 5058.3 | 41 W | 80 | 9.50 |
| | 115-2005-70 | LED-18/36W / 700 mA - 4000 K | 5711 | 41 W | 70 | 9.50 |
| | 115-2006 | LED-18/54W / 1050 mA - 2700 K | 6690 | 59 W | 80 | 9.50 |
| | 115-2006-70 | LED-18/54W / 1050 mA - 2700 K | 7669.1 | 59 W | 70 | 9.50 |
| | 115-2007 | LED-18/54W / 1050 mA - 3000 K | 7016.4 | 59 W | 80 | 9.50 |
| | 115-2007-70 | LED-18/54W / 1050 mA - 3000 K | 7995.4 | 59 W | 70 | 9.50 |
| | 115-2008 | LED-18/54W / 1050 mA - 4000 K | 7342.7 | 59 W | 80 | 8.50 |

Catenary luminaires

| Light distribution | Part ID | Light source | Rated lumens | Rated input power | CRI | Weight (kg) |
|---|--|-------------------------------|------------------------------|-------------------|------|-------------|
| asymmetric, side throw beam [S70]  | 115-2008-70 | LED-18/54W / 1050 mA - 4000 K | 8321.7 | 59 W | 70 | 8.50 |
| | 115-2009 | LED-18/36W / 700 mA - 2700 K | 4308.1 | 41 W | 80 | 9.50 |
| | 115-2009-70 | LED-18/36W / 700 mA - 2700 K | 4627.2 | 41 W | 70 | 9.50 |
| | 115-2010 | LED-18/36W / 700 mA - 3000 K | 4627.2 | 41 W | 80 | 9.50 |
| | 115-2010-70 | LED-18/36W / 700 mA - 3000 K | 5265.5 | 41 W | 70 | 9.50 |
| | 115-2011 | LED-18/36W / 700 mA - 4000 K | 4946.4 | 41 W | 80 | 9.50 |
| | 115-2011-70 | LED-18/36W / 700 mA - 4000 K | 5584.6 | 41 W | 70 | 9.50 |
| | 115-2012 | LED-18/54W / 1050 mA - 2700 K | 6542 | 59 W | 80 | 9.50 |
| | 115-2012-70 | LED-18/54W / 1050 mA - 2700 K | 7499.3 | 59 W | 70 | 9.50 |
| | 115-2013 | LED-18/54W / 1050 mA - 3000 K | 6861.1 | 59 W | 80 | 9.50 |
| | 115-2013-70 | LED-18/54W / 1050 mA - 3000 K | 7818.4 | 59 W | 70 | 9.50 |
| | 115-2014 | LED-18/54W / 1050 mA - 4000 K | 7180.2 | 59 W | 80 | 9.50 |
| | 115-2014-70 | LED-18/54W / 1050 mA - 4000 K | 8137.6 | 59 W | 70 | 9.50 |
| | rectangular, side throw [R65]  | 115-1991 | LED-18/36W / 700 mA - 2700 K | 4083.6 | 41 W | 80 |
| 115-1991-70 | | LED-18/36W / 700 mA - 2700 K | 4386.1 | 41 W | 70 | 9.50 |
| 115-1992 | | LED-18/36W / 700 mA - 3000 K | 4386.1 | 41 W | 80 | 9.50 |
| 115-1992-70 | | LED-18/36W / 700 mA - 3000 K | 4991.1 | 41 W | 70 | 9.50 |
| 115-1993 | | LED-18/36W / 700 mA - 4000 K | 4688.6 | 41 W | 80 | 9.50 |
| 115-1993-70 | | LED-18/36W / 700 mA - 4000 K | 5293.6 | 41 W | 70 | 9.50 |
| 115-1994 | | LED-18/54W / 1050 mA - 2700 K | 6201.1 | 59 W | 80 | 9.50 |
| 115-1994-70 | | LED-18/54W / 1050 mA - 2700 K | 7108.5 | 59 W | 70 | 9.50 |
| 115-1995 | | LED-18/54W / 1050 mA - 3000 K | 6503.6 | 59 W | 80 | 9.50 |
| 115-1995-70 | | LED-18/54W / 1050 mA - 3000 K | 7411 | 59 W | 70 | 9.50 |
| 115-1996 | | LED-18/54W / 1050 mA - 4000 K | 6806 | 59 W | 80 | 9.50 |
| 115-1996-70 | | LED-18/54W / 1050 mA - 4000 K | 7713.5 | 59 W | 70 | 9.50 |

Control**Eco Step Dim® Basic**

| Description | Part ID |
|-------------------------|----------|
| Eco Step Dim® Basic LED | 430-0001 |

Eco Step Dim® Advanced

| Description | Part ID |
|----------------------------|----------|
| Eco Step Dim® Advanced LED | 430-0002 |

R2C Ready to Connect

| Description | Part ID |
|----------------------------|----------|
| R2C Ready to Connect (top) | 430-0019 |