





Description

Profile Projector [GP] for projection of gobos on a surface. Spherical and aspherical, double flat convex lens system. Gobo motif on request, to be ordered separately.

IP66, Class III. IK07. Marine-grade, die-cast aluminium alloy. 5CE superior corrosion protection including PCS hardware. Silicone CCG® Controlled Compression Gasket. Safety glass lens. Electronic control gear in separate gear box (constant current), prewired. Gearbox to be ordered separately. One factory installed flange plug M8 x 1.5. Cable length 10 ft. CAD-optimised optics for superior illumination and glare control. Factory-installed LED circuit board.

Gobo outside diameter 37.5 mm, max. printable area $d = 28$ mm.

Projectors**Specifications****Material description**

Body	Marine-grade, die-cast aluminium alloy
Lens	Safety glass lens
Colours	 RAL9004 Signal black  RAL9007 Grey aluminium  RAL7016 Anthracite grey  RAL9016 Traffic white
Gasket	Silicone CCG® Controlled Compression Gasket
Fasteners	PCS Polymer Coated Stainless Steel Hardware
Ingress protection	IP66
Impact resistance	IK07
Corrosion resistance	5CE
Windage	0.11 ft ²

Electrical description

Driver / Ballast	DALI
Power factor	> 0.9

Additional information

Lifetime	Ta=25° L90B10 > 90000h
----------	------------------------

FLC201 LED [GP]

Projectors

we-ef

Options

Light distribution



symmetric Gobo-Projector [GP] - min aperture angle



symmetric Gobo-Projector [GP] - max aperture angle

Colour temperature



2700 K



3000 K





4000 K

Nominal Watt

0 W

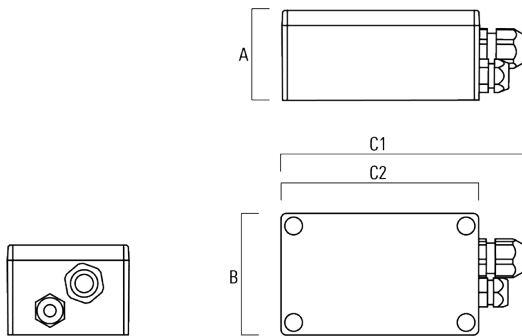
Configurations

Light distribution	Part ID	Light source	Rated lumens	Rated input power	CRI	Weight (kg)
symmetric Gobo-Projector [GP] - max aperture angle 	139-2749_max	LED-1/6W / 500 mA - 2700 K	167	7.5 W	80	0.85
	139-2750_max	LED-1/6W / 500 mA - 3000 K	167	7.5 W	80	0.85
	139-2751_max	LED-1/6W / 500 mA - 4000 K	179.5	7.5 W	80	0.85
symmetric Gobo-Projector [GP] - min aperture angle 	139-2749_min	LED-1/6W / 500 mA - 2700 K	286.9	7.5 W	80	0.85
	139-2750_min	LED-1/6W / 500 mA - 3000 K	286.9	7.5 W	80	0.85
	139-2751_min	LED-1/6W / 500 mA - 4000 K	308.3	7.5 W	80	0.85

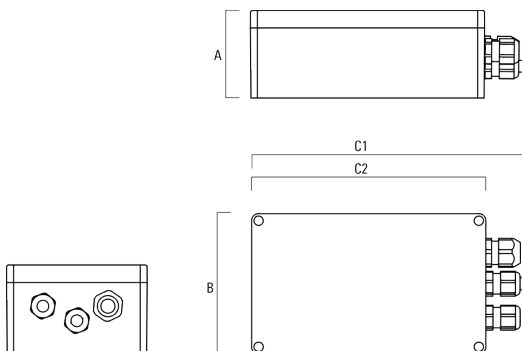
Electrical Accessories

Gear box

Description	Part ID	A	B	C1	C2	Weight (kg)
GB200 R130x80 gear box (small) DALI	139-2555	50	80	159	130	0.30

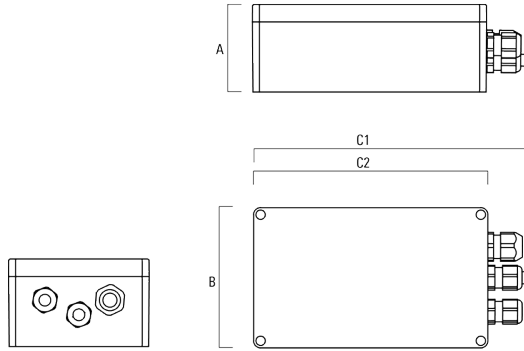


GB200 R200x120 gear box (medium) DALI	139-2622	75	120	229	200	
--	----------	----	-----	-----	-----	--



Projectors

Description	Part ID	A	B	C1	C2	Weight (kg)
GB200 R230x140 gear box (large) SP10 DALI	139-2621	95	140	259	230	



Mounting Accessories

Junction box

Description	Part ID	A	B	C1	C2
Junction box JB200 R82	139-2590	55	82	140	80



FLC201 LED [GP]

Projectors

we-ef

Optical Accessories

Gobo cartridge

Description	Part ID
Gobo cartridge for FLC201 [GP]	139-2859

WE-EF LIGHTING (Thailand) Co., Ltd.

57 Moo 5, Kingkaew Rd., Bangplee, 10540 Samutprakarn - Phone: +66 2 738 96 20 - Fax: +66 2 738 96 29

<https://we-ef.com/asia>

Subject to technical changes and errors. - Generated on 23/11/2024