




Description

Profile Projector [FP] for framing applications, polygon shape. Spherical and aspherical, double flat convex lens system.

IP66, Class III. IK07. Marine-grade, die-cast aluminium alloy. 5CE superior corrosion protection including PCS hardware. Silicone CCG® Controlled Compression Gasket. Safety glass lens. Electronic control gear in separate gear box (constant current), prewired. Gearbox to be ordered separately. One factory installed flange plug M8 x 1.5. Cable length 10 ft. CAD-optimised optics for superior illumination and glare control. Factory-installed LED circuit board.

Projectors**Specifications****Material description**

Body	Marine-grade, die-cast aluminium alloy
Lens	Safety glass lens
Colours	 RAL9004 Signal black  RAL9006 White aluminium  RAL9007 Grey aluminium
Gasket	Silicone CCG® Controlled Compression Gasket
Fasteners	Eingebauter Flanschstecker M8 x 1,5. Anschlussleitung 3 m
Ingress protection	IP66
Impact resistance	IK07
Corrosion resistance	5CE
Windage	0.11 ft ²

Electrical description

Driver / Ballast	DALI
Power factor	> 0.9

Additional information

Lifetime	Ta=40° L90B10 > 90000h
----------	------------------------

FLC201 LED [FP]

Projectors

we-ef

Options

Light distribution



symmetric Framing-Projector [FP] - min aperture angle



symmetric Framing-Projector [FP] - max aperture angle

Colour temperature



2700 K



3000 K





4000 K

Nominal Watt

0 W

Configurations

Light distribution	Part ID	Light source	Rated lumens	Rated input power	CRI	Weight (kg)
symmetric Framing-Projector [FP] - max aperture angle 	139-2752_max	LED-1/6W / 500 mA - 2700 K	373.3	7.5 W	80	0.85
	139-2753_max	LED-1/6W / 500 mA - 3000 K	373.3	7.5 W	80	0.85
	139-2754_max	LED-1/6W / 500 mA - 4000 K	401.1	7.5 W	80	0.85
symmetric Framing-Projector [FP] - min aperture angle 	139-2752_min	LED-1/6W / 500 mA - 2700 K	394.6	7.5 W	80	0.85
	139-2753_min	LED-1/6W / 500 mA - 3000 K	394.6	7.5 W	80	0.85
	139-2754_min	LED-1/6W / 500 mA - 4000 K	424	7.5 W	80	0.85

Mounting Accessories

Junction box

Description	Part ID	A	B	C1	C2
JB200 R82 Junction box	139-2590	55	82	140	80

