

### Description

IP66, Class I. IK07. Marine-grade, all aluminium construction. 5CE superior corrosion protection including PCS hardware. Silicone CCG® gasket. Safety glass lens. Two cable entries. Ceiling mount through canopy. Pendulum rod 0.5 - 1.5 m can be selected in 0.1 m increments. To be specified at time at ordering. Integral EC electronic converter in thermally separated compartment. CAD-optimised optics for superior illumination and glare control. Factory installed LED circuit board. The luminaire is factory-sealed and does not need to be opened during installation.






Other standardised housing lengths available on request.

Optional 2200 K version available. To be specified at time of ordering.

### Specifications

#### Material description

---

Body	Marine-grade, all aluminium construction
Lens	Safety glass lens
Colours	 RAL9004 Signal black  RAL9006 White aluminium  RAL9007 Grey aluminium  RAL7016 Anthracite grey  RAL9016 Traffic white
Gasket	Silicone CCG® Controlled Compression Gasket
Fasteners	PCS Polymer Coated Stainless Steel Hardware
Ingress protection	IP66
Impact resistance	IK07
Corrosion resistance	5CE

---

#### Electrical description

---

Power supply	220-240V / 50-60 Hz
Driver / Ballast	Integral EC electronic converter in thermally-separated compartment
Power factor	>0.9
Surge protection	1/2 kV (optional SP10)

---

#### Additional information

---

Lifetime	Ta=25° L90B10 > 90000h
Energy efficiency class	C-D (Light source)

---

# DAS140-PR LED

## Ceiling luminaires

**we-ef**

### Options

#### Light distribution



symmetric, wide beam [B]



symmetric, medium beam [M]



symmetric, very narrow beam [EE]



symmetric, very narrow beam, sharp cut-off [EES]

#### Colour temperature



2700 K



3000 K

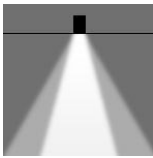


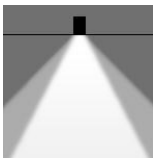


4000 K

#### Nominal Watt

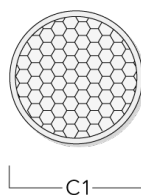
0 W

### Configurations

Light distribution	Part ID	Light source	Rated lumens	Rated input power	CRI	Weight (kg)
symmetric, medium beam [M] 	134-2523	LED-24/48W / 700 mA - 2700 K	5378.5	54 W	80	5.50
	134-2524	LED-24/48W / 700 mA - 3000 K	5776.9	54 W	80	5.50
	134-2525	LED-24/48W / 700 mA - 4000 K	6175.3	54 W	80	5.50
symmetric, very narrow beam [EE] 	134-2526	LED-24/48W / 700 mA - 2700 K	5546.8	54 W	80	5.50
	134-2527	LED-24/48W / 700 mA - 3000 K	5957.7	54 W	80	5.50
	134-2528	LED-24/48W / 700 mA - 4000 K	6368.6	54 W	80	5.50
symmetric, very narrow beam, sharp cut-off [EES] 	134-2529	LED-24/48W / 700 mA - 2700 K	5785.2	54 W	80	5.50
	134-2530	LED-24/48W / 700 mA - 3000 K	6213.7	54 W	80	5.50
	134-2531	LED-24/48W / 700 mA - 4000 K	6642.2	54 W	80	5.50
symmetric, wide beam [B] 	134-2520	LED-24/48W / 700 mA - 2700 K	4916.1	54 W	80	5.50
	134-2521	LED-24/48W / 700 mA - 3000 K	5280.3	54 W	80	5.50
	134-2522	LED-24/48W / 700 mA - 4000 K	5644.5	54 W	80	5.50

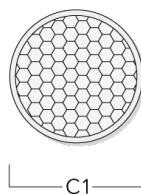
**Optical Accessories****Honeycomb louvre**

Description	Part ID	Additional information	C1
IW-DAC120-LED	134-2002	Honeycomb louvre, matt black Teflon® coated. For luminaires equipped with [B] [M] light distribution. A maximum of one internal optical accessory. Internal component, factory installed.	103



IW-DA\_140-LED

134-2066

**Linear spread lens****WE-EF LEUCHTEN GmbH**

Töpinger Straße 16, 29646 Bispingen, Germany - Phone: +49 5194 909-0

info@we-ef.com - <https://we-ef.com>

Subject to technical changes and errors. - Generated on 23/10/2024

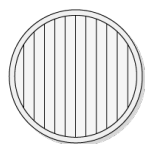
# DAS140-PR LED

## Ceiling luminaires

---

Description	Part ID
IO-180-DAC140-LED	134-2064

---



C1

**DAS140-PR LED**

**Ceiling luminaires**

**WE-EF LEUCHTEN GmbH**

Töpinger Straße 16, 29646 Bispingen, Germany

Phone: +49 5194 909-0

[info@we-ef.com](mailto:info@we-ef.com)

<https://we-ef.com>

Subject to technical changes and errors.

Generated on 23/10/2024