

### Description

IP66. IK08. Marine-grade, all aluminium construction. 5CE superior corrosion protection including PCS hardware. Safety glass lens. Silicone CCG® Controlled Compression Gasket. Luminaire is factory-sealed and does not need to be opened during installation.

Integral EC electronic converter. Advanced thermal management protects LEDs while optimising lumens output. CAD-optimised optics for superior illumination and glare control. Two cable entries.

Mains voltage versions, ON-OFF Class I. 1-10 V analogue dimming or DALI interface available on request; refer to accessory listings.






Knuckle permits 340° rotation, forward tilt 54° and backward tilt 90°.

Optical accessories are factory-installed. To be specified at time of ordering.

### Specifications

#### Material description

---

Body	Marine-grade, all aluminium construction
Lens	Safety glass lens
Colours	 RAL9004 Signal black  RAL9006 White aluminium  RAL9007 Grey aluminium  RAL7016 Anthracite grey  RAL9016 Traffic white
Gasket	Silicone CCG® Controlled Compression Gasket
Fasteners	PCS hardware
Ingress protection	IP66
Impact resistance	IK08
Corrosion resistance	5CE
Windage	0.065 m <sup>2</sup>

---

#### Electrical description

---

Driver / Ballast	Integral EC electronic converter
------------------	----------------------------------

---

#### Additional information

---

Lifetime	Ta=25° L90B10 > 90000h
Energy efficiency class	D-E (Light source)

---


# FLC311 Wall bracket

## Projectors

**we-ef**

### Options

#### Light distribution



symmetric, wide beam [B]



symmetric, medium beam [M]



symmetric, very narrow beam [EE]



symmetric, very narrow beam, sharp cut-off [EES]



linear spread, very narrow beam [EE]



linear spread, very narrow beam, sharp cut-off [EES]



wallwash

#### Colour temperature



2700 K



3000 K



4000 K

#### Nominal Watt

0 W





#### Fagerhult Lighting Ltd

33-34 Dolben Street, SE1 0UQ London, United Kingdom




<https://we-ef.com/uk>

Subject to technical changes and errors. - Generated on 23/11/2024

### Configurations

Light distribution	Part ID	Light source	Rated lumens	Rated input power	CRI	Weight (kg)
linear spread, very narrow beam [EE] 	145-7690+145-7781	LED-3/6W / 180 mA - 2700 K	539.2	7.5 W	80	3.20
	145-7691+145-7781	LED-3/9W / 250 mA - 2700 K	756.9	11 W	80	3.20
	145-7692+145-7781	LED-3/12W / 350 mA - 2700 K	1016.1	13.9 W	80	3.20
	145-7693+145-7781	LED-3/6W / 180 mA - 3000 K	539.2	7.5 W	80	3.20
	145-7694+145-7781	LED-3/9W / 250 mA - 3000 K	756.9	11 W	80	3.20
	145-7695+145-7781	LED-3/12W / 350 mA - 3000 K	1016.1	13.9 W	80	3.20
	145-7696+145-7781	LED-3/6W / 180 mA - 4000 K	580.6	7.5 W	80	3.20
	145-7697+145-7781	LED-3/9W / 250 mA - 4000 K	808.7	11 W	80	3.20
	145-7698+145-7781	LED-3/12W / 350 mA - 4000 K	1099.1	13.9 W	80	3.20
linear spread, very narrow beam, sharp cut-off [EES] 	145-7699+145-7781	LED-3/6W / 180 mA - 2700 K	528.4	7.5 W	80	3.20
	145-7700+145-7781	LED-3/9W / 250 mA - 2700 K	748.5	11 W	80	3.20
	145-7701+145-7781	LED-3/12W / 350 mA - 2700 K	1001.7	13.9 W	80	3.20
	145-7702+145-7781	LED-3/6W / 180 mA - 3000 K	528.4	7.5 W	80	3.20
	145-7703+145-7781	LED-3/9W / 250 mA - 3000 K	748.5	11 W	80	3.20
	145-7704+145-7781	LED-3/12W / 350 mA - 3000 K	1001.7	13.9 W	80	3.20
	145-7705+145-7781	LED-3/6W / 180 mA - 4000 K	572.4	7.5 W	80	3.20
	145-7706+145-7781	LED-3/9W / 250 mA - 4000 K	803.6	11 W	80	3.20
	145-7707+145-7781	LED-3/12W / 350 mA - 4000 K	1078.8	13.9 W	80	3.20
symmetric, medium beam [M] 	145-7681	LED-3/6W / 180 mA - 2700 K	600.4	7.5 W	80	3.20
	145-7682	LED-3/9W / 250 mA - 2700 K	842.9	11 W	80	3.20
	145-7683	LED-3/12W / 350 mA - 2700 K	1131.6	13.9 W	80	3.20
	145-7684	LED-3/6W / 180 mA - 3000 K	600.4	7.5 W	80	3.20
	145-7685	LED-3/9W / 250 mA - 3000 K	842.9	11 W	80	3.20
	145-7686	LED-3/12W / 350 mA - 3000 K	1131.6	13.9 W	80	3.20
	145-7687	LED-3/6W / 180 mA - 4000 K	646.6	7.5 W	80	3.20
	145-7688	LED-3/9W / 250 mA - 4000 K	900.6	11 W	80	3.20
	145-7689	LED-3/12W / 350 mA - 4000 K	1224	13.9 W	80	3.20
	symmetric, very narrow beam [EE] 	145-7690	LED-3/6W / 180 mA - 2700 K	605.2	7.5 W	80
145-7691		LED-3/9W / 250 mA - 2700 K	849.6	11 W	80	3.20
145-7692		LED-3/12W / 350 mA - 2700 K	1140.5	13.9 W	80	3.20
145-7693		LED-3/6W / 180 mA - 3000 K	605.2	7.5 W	80	3.20
145-7694		LED-3/9W / 250 mA - 3000 K	849.6	11 W	80	3.20
145-7695		LED-3/12W / 350 mA - 3000 K	1140.5	13.9 W	80	3.20
145-7696		LED-3/6W / 180 mA - 4000 K	651.7	7.5 W	80	3.20
145-7697		LED-3/9W / 250 mA - 4000 K	907.8	11 W	80	3.20

## Projectors

Light distribution	Part ID	Light source	Rated lumens	Rated input power	CRI	Weight (kg)
symmetric, very narrow beam, sharp cut-off [EES] 	145-7698	LED-3/12W / 350 mA - 4000 K	1233.6	13.9 W	80	3.20
	145-7699	LED-3/6W / 180 mA - 2700 K	606.3	7.5 W	80	3.20
	145-7700	LED-3/9W / 250 mA - 2700 K	858.9	11 W	80	3.20
	145-7701	LED-3/12W / 350 mA - 2700 K	1149.4	13.9 W	80	3.20
	145-7702	LED-3/6W / 180 mA - 3000 K	606.3	7.5 W	80	3.20
	145-7703	LED-3/9W / 250 mA - 3000 K	858.9	11 W	80	3.20
	145-7704	LED-3/12W / 350 mA - 3000 K	1149.4	13.9 W	80	3.20
	145-7705	LED-3/6W / 180 mA - 4000 K	656.8	7.5 W	80	3.20
	145-7706	LED-3/9W / 250 mA - 4000 K	922	11 W	80	3.20
	145-7707	LED-3/12W / 350 mA - 4000 K	1237.8	13.9 W	80	3.20
symmetric, wide beam [B] 	145-7672	LED-3/6W / 180 mA - 2700 K	595.4	7.5 W	80	3.20
	145-7673	LED-3/9W / 250 mA - 2700 K	835.8	11 W	80	3.20
	145-7674	LED-3/12W / 350 mA - 2700 K	1122.1	13.9 W	80	3.20
	145-7675	LED-3/6W / 180 mA - 3000 K	595.4	7.5 W	80	3.20
	145-7676	LED-3/9W / 250 mA - 3000 K	835.8	11 W	80	3.20
	145-7677	LED-3/12W / 350 mA - 3000 K	1122.1	13.9 W	80	3.20
	145-7678	LED-3/6W / 180 mA - 4000 K	641.2	7.5 W	80	3.20
	145-7679	LED-3/9W / 250 mA - 4000 K	893.1	11 W	80	3.20
	145-7680	LED-3/12W / 350 mA - 4000 K	1213.7	13.9 W	80	3.20
	wallwash 	145-7681+145-7782	LED-3/6W / 180 mA - 2700 K	408.7	7.5 W	80
145-7682+145-7782		LED-3/9W / 250 mA - 2700 K	573.7	11 W	80	3.20
145-7683+145-7782		LED-3/12W / 350 mA - 2700 K	770.2	13.9 W	80	3.20
145-7684+145-7782		LED-3/6W / 180 mA - 3000 K	408.7	7.5 W	80	3.20
145-7685+145-7782		LED-3/9W / 250 mA - 3000 K	573.7	11 W	80	3.20
145-7686+145-7782		LED-3/12W / 350 mA - 3000 K	770.2	13.9 W	80	3.20
145-7687+145-7782		LED-3/6W / 180 mA - 4000 K	440.1	7.5 W	80	3.20
145-7688+145-7782		LED-3/9W / 250 mA - 4000 K	613	11 W	80	3.20
145-7689+145-7782		LED-3/12W / 350 mA - 4000 K	833.1	13.9 W	80	3.20

### Control

#### Eco Step Dim® Advanced

Description	Part ID
Eco Step Dim® Advanced LED	430-0002

#### 0-10 V, 24VDC low voltage version

Description	Part ID
24VDC low voltage version, 0-10 V	0033