

Description

IP66. IK08. Marine-grade, die-cast aluminium alloy. 5CE superior corrosion protection including PCS hardware. Safety glass lens. Silicone CCG® Controlled Compression Gasket. Luminaire is factory-sealed and does not need to be opened during installation.

Integral EC electronic converter in thermally-separated compartment. Advanced thermal management protects LEDs while optimising lumens output. CAD-optimised optics for superior illumination and glare control.





Mains voltage versions, ON-OFF Class I. 1-10 V analogue dimming or DALI interface available on request; refer to accessory listings.

Including terminal box, for mounting on \varnothing 48-60 mm pipes or space frames.

Optical accessories are factory-installed. To be specified at time of ordering.

Specifications

Material description

Body	Marine-grade, die-cast aluminium alloy
Lens	Safety glass lens
Colours	 RAL9004 Signal black  RAL9007 Grey aluminium  RAL7016 Anthracite grey  RAL9016 Traffic white
Gasket	Silicone CCG® Controlled Compression Gasket
Fasteners	PCS hardware
Ingress protection	IP66
Impact resistance	IK08
Corrosion resistance	5CE
Windage	0.045 m ²

Electrical description

Driver / Ballast	Integral EC electronic converter in thermally-separated compartment
------------------	---

Additional information

Lifetime	Ta=25° L90B10 > 90000h
----------	------------------------

FLC311 Space frame

RAIL66

we-ef

Options

Light distribution



symmetric, wide beam [B]



symmetric, medium beam [M]



symmetric, very narrow beam [EE]



symmetric, very narrow beam, sharp cut-off [EES]



linear spread, very narrow beam [EE]



linear spread, very narrow beam, sharp cut-off [EES]



wallwash

Colour temperature



2700 K



3000 K










4000 K

Nominal Watt

0 W

Configurations

Light distribution	Part ID	Light source	Rated lumens	Rated input power	CRI	Weight (kg)
linear spread, very narrow beam [EE] 	145-7762+145-7781	LED-3/6W / 180 mA - 2700 K	539.2	7.5 W	80	2.50
	145-7763+145-7781	LED-3/9W / 250 mA - 2700 K	756.9	11 W	80	2.50
	145-7764+145-7781	LED-3/12W / 350 mA - 2700 K	1016.1	13.9 W	80	2.50
	145-7765+145-7781	LED-3/6W / 180 mA - 3000 K	539.2	7.5 W	80	2.50
	145-7766+145-7781	LED-3/9W / 250 mA - 3000 K	756.9	11 W	80	2.50
	145-7767+145-7781	LED-3/12W / 350 mA - 3000 K	1016.1	13.9 W	80	2.50
	145-7768+145-7781	LED-3/6W / 180 mA - 4000 K	580.6	7.5 W	80	2.50
	145-7769+145-7781	LED-3/9W / 250 mA - 4000 K	808.7	11 W	80	2.50
	145-7770+145-7781	LED-3/12W / 350 mA - 4000 K	1099.1	13.9 W	80	2.50
linear spread, very narrow beam, sharp cut-off [EES] 	145-7771+145-7781	LED-3/6W / 180 mA - 2700 K	528.4	7.5 W	80	2.50
	145-7772+145-7781	LED-3/9W / 250 mA - 2700 K	748.5	11 W	80	2.50
	145-7773+145-7781	LED-3/12W / 350 mA - 2700 K	1001.7	13.9 W	80	2.50
	145-7774+145-7781	LED-3/6W / 180 mA - 3000 K	528.4	7.5 W	80	2.50
	145-7775+145-7781	LED-3/9W / 250 mA - 3000 K	748.5	11 W	80	2.50
	145-7776+145-7781	LED-3/12W / 350 mA - 3000 K	1001.7	13.9 W	80	2.50
	145-7777+145-7781	LED-3/6W / 180 mA - 4000 K	572.4	7.5 W	80	2.50
	145-7778+145-7781	LED-3/9W / 250 mA - 4000 K	803.6	11 W	80	2.50
	145-7779+145-7781	LED-3/12W / 350 mA - 4000 K	1078.8	13.9 W	80	2.50
symmetric, medium beam [M] 	145-7753	LED-3/6W / 180 mA - 2700 K	600.4	7.5 W	80	2.50
	145-7754	LED-3/9W / 250 mA - 2700 K	842.9	11 W	80	2.50
	145-7755	LED-3/12W / 350 mA - 2700 K	1131.6	13.9 W	80	2.50
	145-7756	LED-3/6W / 180 mA - 3000 K	600.4	7.5 W	80	2.50
	145-7757	LED-3/9W / 250 mA - 3000 K	842.9	11 W	80	2.50
	145-7758	LED-3/12W / 350 mA - 3000 K	1131.6	13.9 W	80	2.50
	145-7759	LED-3/6W / 180 mA - 4000 K	646.6	7.5 W	80	2.50
	145-7760	LED-3/9W / 250 mA - 4000 K	900.6	11 W	80	2.50
	145-7761	LED-3/12W / 350 mA - 4000 K	1224	13.9 W	80	2.50
		145-7762	LED-3/6W / 180 mA - 2700 K	605.2	7.5 W	80
symmetric, very narrow beam [EE] 	145-7763	LED-3/9W / 250 mA - 2700 K	849.6	11 W	80	2.50
	145-7764	LED-3/12W / 350 mA - 2700 K	1140.5	13.9 W	80	2.50
	145-7765	LED-3/6W / 180 mA - 3000 K	605.2	7.5 W	80	2.50
	145-7766	LED-3/9W / 250 mA - 3000 K	849.6	11 W	80	2.50
	145-7767	LED-3/12W / 350 mA - 3000 K	1140.5	13.9 W	80	2.50
	145-7768	LED-3/6W / 180 mA - 4000 K	651.7	7.5 W	80	2.50
	145-7769	LED-3/9W / 250 mA - 4000 K	907.8	11 W	80	2.50

Light distribution	Part ID	Light source	Rated lumens	Rated input power	CRI	Weight (kg)
symmetric, very narrow beam, sharp cut-off [EES] 	145-7770	LED-3/12W / 350 mA - 4000 K	1233.6	13.9 W	80	2.50
	145-7771	LED-3/6W / 180 mA - 2700 K	606.3	7.5 W	80	2.50
	145-7772	LED-3/9W / 250 mA - 2700 K	858.9	11 W	80	2.50
	145-7773	LED-3/12W / 350 mA - 2700 K	1149.4	13.9 W	80	2.50
	145-7774	LED-3/6W / 180 mA - 3000 K	606.3	7.5 W	80	2.50
	145-7775	LED-3/9W / 250 mA - 3000 K	858.9	11 W	80	2.50
	145-7776	LED-3/12W / 350 mA - 3000 K	1149.4	13.9 W	80	2.50
	145-7777	LED-3/6W / 180 mA - 4000 K	656.8	7.5 W	80	2.50
	145-7778	LED-3/9W / 250 mA - 4000 K	922	11 W	80	2.50
	145-7779	LED-3/12W / 350 mA - 4000 K	1237.8	13.9 W	80	2.50
symmetric, wide beam [B] 	145-7744	LED-3/6W / 180 mA - 2700 K	595.4	7.5 W	80	2.50
	145-7745	LED-3/9W / 250 mA - 2700 K	835.8	11 W	80	2.50
	145-7746	LED-3/12W / 350 mA - 2700 K	1122.1	13.9 W	80	2.50
	145-7747	LED-3/6W / 180 mA - 3000 K	595.4	7.5 W	80	2.50
	145-7748	LED-3/9W / 250 mA - 3000 K	835.8	11 W	80	2.50
	145-7749	LED-3/12W / 350 mA - 3000 K	1122.1	13.9 W	80	2.50
	145-7750	LED-3/6W / 180 mA - 4000 K	641.2	7.5 W	80	2.50
	145-7751	LED-3/9W / 250 mA - 4000 K	893.1	11 W	80	2.50
	145-7752	LED-3/12W / 350 mA - 4000 K	1213.7	13.9 W	80	2.50
	wallwash 	145-7753+145-7782	LED-3/6W / 180 mA - 2700 K	408.7	7.5 W	80
145-7754+145-7782		LED-3/9W / 250 mA - 2700 K	573.7	11 W	80	2.50
145-7755+145-7782		LED-3/12W / 350 mA - 2700 K	770.2	13.9 W	80	2.50
145-7756+145-7782		LED-3/6W / 180 mA - 3000 K	408.7	7.5 W	80	2.50
145-7757+145-7782		LED-3/9W / 250 mA - 3000 K	573.7	11 W	80	2.50
145-7758+145-7782		LED-3/12W / 350 mA - 3000 K	770.2	13.9 W	80	2.50
145-7759+145-7782		LED-3/6W / 180 mA - 4000 K	440.1	7.5 W	80	2.50
145-7760+145-7782		LED-3/9W / 250 mA - 4000 K	613	11 W	80	2.50
145-7761+145-7782		LED-3/12W / 350 mA - 4000 K	833.1	13.9 W	80	2.50

Control

1-10 V analogue dimming interface

Description	Part ID
1-10 V analogue dimming interface	430-0011
