

### Description

IP66. IK08. Marine-grade, die-cast aluminium alloy. 5CE superior corrosion protection including PCS hardware. Safety glass lens. Silicone CCG® Controlled Compression Gasket. Luminaire is factory-sealed and does not need to be opened during installation.

Integral EC electronic converter. Advanced thermal management protects LEDs while optimising lumens output. CAD-optimised optics for superior illumination and glare control. One cable entry.

Mains voltage versions, ON-OFF Class I. 1-10 V analogue dimming or DALI interface available on request; refer to accessory listings.

24VDC low voltage versions, ON-OFF or 0-10 V Class III.





Remote 24VDC power supply to be ordered separately.

Optical accessories are factory-installed. To be specified at time of ordering.

### Specifications

#### Material description

---

Body	Marine-grade, die-cast aluminium alloy
Lens	Safety glass lens
Colours	 RAL9004 Signal black  RAL9007 Grey aluminium  RAL7016 Anthracite grey  RAL9016 Traffic white
Gasket	Silicone CCG® Controlled Compression Gasket
Fasteners	PCS hardware
Ingress protection	IP66
Impact resistance	IK08
Corrosion resistance	5CE
Windage	0.045 m <sup>2</sup>

---

#### Electrical description

---

Driver / Ballast	Integral EC electronic converter (mains voltage). Integral LED electronic driver (24VDC low voltage).
Power factor	>0.9

---

#### Additional information

---

Lifetime	Ta=25° L90B10 > 90000h
----------	------------------------

---

### Options

#### Light distribution



symmetric, wide beam [B]



symmetric, medium beam [M]



symmetric, very narrow beam [EE]



symmetric, very narrow beam, sharp cut-off [EES]



linear spread, very narrow beam [EE]



linear spread, very narrow beam, sharp cut-off [EES]



wallwash

#### Colour temperature



2700 K



3000 K







4000 K




#### Nominal Watt

0 W

### Configurations

Light distribution	Part ID	Light source	Rated lumens	Rated input power	CRI	Weight (kg)
linear spread, very narrow beam [EE] 	145-7338+145-9991	LED-6/26W / 1400 mA - 2700K	2027.2	29 W	80	3.10
	145-7339+145-9991	LED-6/26W / 1400 mA - 3000K	2144.1	29 W	80	3.10
	145-7340+145-9991	LED-6/26W / 1400 mA - 4000K	2241.6	29 W	80	3.10
	145-9979+145-9991	LED-6/12W / 700 mA - 2700 K	1096	14.5 W	80	2.60
	145-9980+145-9991	LED-6/18W / 1050 mA - 2700 K	1522.2	21 W	80	3.10
	145-9981+145-9991	LED-6/12W / 700 mA - 3000 K	1177.2	14.5 W	80	2.60
	145-9982+145-9991	LED-6/18W / 1050 mA - 3000 K	1644	21 W	80	3.10
	145-9983+145-9991	LED-6/12W / 700 mA - 4000 K	1258.4	14.5 W	80	2.60
145-9984+145-9991	LED-6/18W / 1050 mA - 4000 K	1745.5	21 W	80	3.10	
linear spread, very narrow beam, sharp cut-off [EES] 	145-7341+145-9991	LED-6/26W / 1400 mA - 2700K	2158.4	29 W	80	3.10
	145-7342+145-9991	LED-6/26W / 1400 mA - 3000K	2282.9	29 W	80	3.10
	145-7343+145-9991	LED-6/26W / 1400 mA - 4000K	2386.7	29 W	80	3.10
	145-9985+145-9991	LED-6/12W / 700 mA - 2700 K	1125.5	14.5 W	80	2.60
	145-9986+145-9991	LED-6/18W / 1050 mA - 2700 K	1563.1	21 W	80	3.10
	145-9987+145-9991	LED-6/12W / 700 mA - 3000 K	1208.8	14.5 W	80	2.60
	145-9988+145-9991	LED-6/18W / 1050 mA - 3000 K	1688.2	21 W	80	3.10
	145-9989+145-9991	LED-6/12W / 700 mA - 4000 K	1292.2	14.5 W	80	2.60
145-9990+145-9991	LED-6/18W / 1050 mA - 4000 K	1792.4	21 W	80	3.10	
symmetric, medium beam [M] 	145-7335	LED-6/26W / 1400 mA - 2700K	2179.3	29 W	80	3.10
	145-7336	LED-6/26W / 1400 mA - 3000K	2305	29 W	80	3.10
	145-7337	LED-6/26W / 1400 mA - 4000K	2409.8	29 W	80	3.10
	145-9973	LED-6/12W / 700 mA - 2700 K	1162.6	14.5 W	80	3.10
	145-9974	LED-6/18W / 1050 mA - 2700 K	1614.8	21 W	80	3.10
	145-9975	LED-6/12W / 700 mA - 3000 K	1248.7	14.5 W	80	3.10
	145-9976	LED-6/18W / 1050 mA - 3000 K	1743.9	21 W	80	3.10
	145-9977	LED-6/12W / 700 mA - 4000 K	1334.9	14.5 W	80	3.10
145-9978	LED-6/18W / 1050 mA - 4000 K	1851.6	21 W	80	3.10	
symmetric, very narrow beam [EE] 	145-7338	LED-6/26W / 1400 mA - 2700K	2258.5	29 W	80	3.10
	145-7339	LED-6/26W / 1400 mA - 3000K	2388.8	29 W	80	3.10
	145-7340	LED-6/26W / 1400 mA - 4000K	2497.4	29 W	80	3.10
	145-9979	LED-6/12W / 700 mA - 2700 K	1224.7	14.5 W	80	2.60
	145-9980	LED-6/18W / 1050 mA - 2700 K	1701	21 W	80	3.10
	145-9981	LED-6/12W / 700 mA - 3000 K	1315.4	14.5 W	80	2.60
	145-9982	LED-6/18W / 1050 mA - 3000 K	1837.1	21 W	80	3.10
	145-9983	LED-6/12W / 700 mA - 4000 K	1406.2	14.5 W	80	2.60

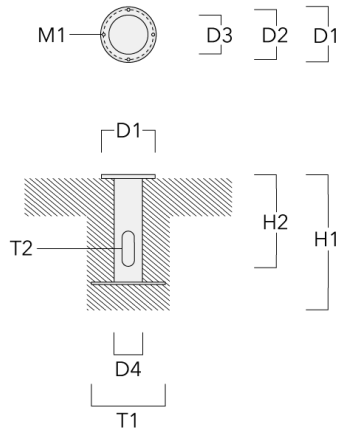
## Projectors

Light distribution	Part ID	Light source	Rated lumens	Rated input power	CRI	Weight (kg)
symmetric, very narrow beam, sharp cut-off [EES] 	145-9984	LED-6/18W / 1050 mA - 4000 K	1950.5	21 W	80	3.10
	145-7341	LED-6/26W / 1400 mA - 2700K	2319.7	29 W	80	3.10
	145-7342	LED-6/26W / 1400 mA - 3000K	2453.5	29 W	80	3.10
	145-7343	LED-6/26W / 1400 mA - 4000K	2565	29 W	80	3.10
	145-9985	LED-6/12W / 700 mA - 2700 K	1259.7	14.5 W	80	2.60
	145-9986	LED-6/18W / 1050 mA - 2700 K	1749.6	21 W	80	3.10
	145-9987	LED-6/12W / 700 mA - 3000 K	1353	14.5 W	80	2.60
	145-9988	LED-6/18W / 1050 mA - 3000 K	1889.5	21 W	80	3.10
	145-9989	LED-6/12W / 700 mA - 4000 K	1446.3	14.5 W	80	2.60
	145-9990	LED-6/18W / 1050 mA - 4000 K	2006.2	21 W	80	3.10
symmetric, wide beam [B] 	145-7332	LED-6/26W / 1400 mA - 2700K	1665.8	29 W	80	3.10
	145-7333	LED-6/26W / 1400 mA - 3000K	1761.9	29 W	80	3.10
	145-7334	LED-6/26W / 1400 mA - 4000K	1842	29 W	80	3.10
	145-9967	LED-6/12W / 700 mA - 2700 K	887.8	14.5 W	80	3.10
	145-9968	LED-6/18W / 1050 mA - 2700 K	1233	21 W	80	3.10
	145-9969	LED-6/12W / 700 mA - 3000 K	953.5	14.5 W	80	3.10
	145-9970	LED-6/18W / 1050 mA - 3000 K	1331.7	21 W	80	3.10
	145-9971	LED-6/12W / 700 mA - 4000 K	1019.3	14.5 W	80	3.10
	145-9972	LED-6/18W / 1050 mA - 4000 K	1413.9	21 W	80	3.10
wallwash 	145-7335+145-9993	LED-6/26W / 1400 mA - 2700K	1807.9	29 W	80	3.10
	145-7336+145-9993	LED-6/26W / 1400 mA - 3000K	1912.2	29 W	80	3.10
	145-7337+145-9993	LED-6/26W / 1400 mA - 4000K	1999.1	29 W	80	3.10
	145-9973+145-9993	LED-6/12W / 700 mA - 2700 K	991.7	14.5 W	80	3.10
	145-9974+145-9993	LED-6/18W / 1050 mA - 2700 K	1377.4	21 W	80	3.10
	145-9975+145-9993	LED-6/12W / 700 mA - 3000 K	1065.2	14.5 W	80	3.10
	145-9976+145-9993	LED-6/18W / 1050 mA - 3000 K	1487.6	21 W	80	3.10
	145-9977+145-9993	LED-6/12W / 700 mA - 4000 K	1138.6	14.5 W	80	3.10
	145-9978+145-9993	LED-6/18W / 1050 mA - 4000 K	1579.4	21 W	80	3.10

**Mounting Accessories**

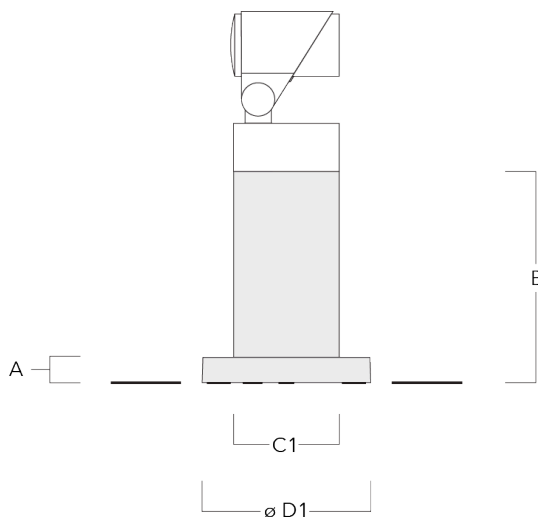
**Planted root**

Description	Part ID	D1	D2	D3	D4	H1	H2	M1	T1	T2	Weight (kg)
Planted root ESV4	300-0461-AP	150	130	60	89	400	350	8	200	50 x 100	3.85



**Short post**

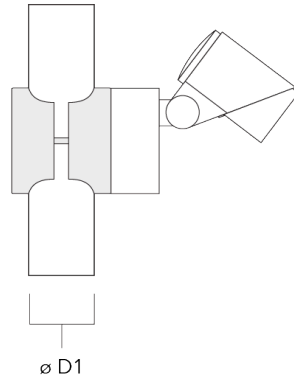
Description	Part ID	A	B	C1	D1	Weight (kg)
Short post EM1 for FLC311/321	146-7169	26	200	120	160	1.80



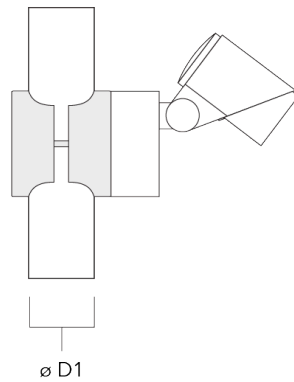
**Projectors**

**Pole clamp SP - Tiltable**

Description	Part ID	D1	Weight (kg)
Pole clamp SP1-M5, single (Ø 38-60)	146-7201	38-60	1.20



Pole clamp SP1-M5, single (Ø 76-89)	146-7202	76-89	1.10
-------------------------------------	----------	-------	------

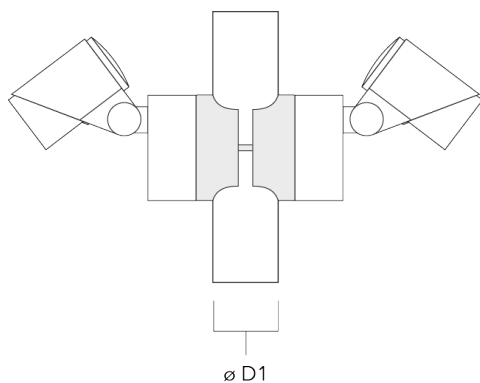


# FLC321 Surface mounted Projectors

---

Description	Part ID	D1	Weight (kg)
Pole clamp SP2-M5, single (Ø 38-60)	146-7203	38-60	1.30

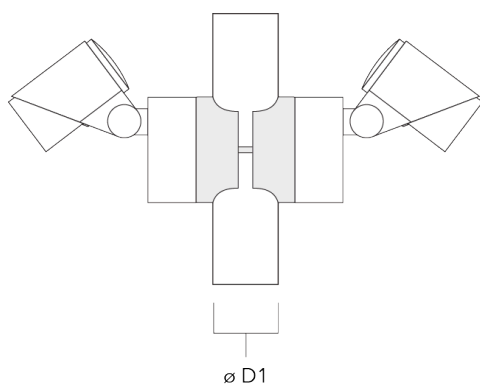
---



---

Pole clamp SP2-M5, single (Ø 76-89)	146-7204	76-89	1.20
-------------------------------------	----------	-------	------

---





### Control

#### 1-10 V analogue dimming interface

Description	Part ID
1-10 V analogue dimming interface	430-0011

#### 0-10 V, 24VDC low voltage version

Description	Part ID
24VDC low voltage version, 0-10 V	0033


**Optical Accessories**

**Flood lens**

---

Description	Part ID	C1
Flood lens IO-360	145-9992	87

---



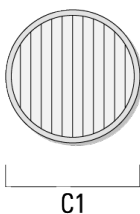
---

**Linear spread lens**

---

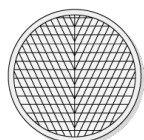
Description	Part ID	C1
Linear spread lens IO-180	145-9991	87

---



### Wallwash lens

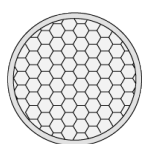
Description	Part ID	C1
Wallwash lens IO-20	145-9993	87



C1

### Honeycomb louvre

Description	Part ID	C1
Honeycomb louvre IW	145-9994	87

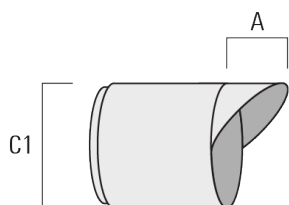


C1

## Projectors

### Glare shield

Description	Part ID	A	C1
Glare shield ES	145-9995	55	114



### Snoot

Description	Part ID	A	C1
Snoot ET	145-9996	56	114

