

Description

Wild-Light. IP66, Class I or Class II. IK08. Marine-grade, die-cast aluminium alloy. 5CE superior corrosion protection including PCS hardware. CCG® Controlled Compression Gasket. Non-reflective flat safety glass cover, hinged. Integral EC electronic converter in thermally separated compartment. CAD-optimised optics for superior illumination and glare control. OLC® One LED Concept. Factory installed LED circuit board. Wild-Light with Advanced or Motion available on request, must be specified at time of ordering. For further details and available variants see below under additional information - Wild-Light Presentation. The luminaire is factory-sealed and does not need to be opened during installation. Can be used as post top or side entry version. Specification at time of order is recommended.

Spigot Ø 76 x 100 mm. Spigot Ø 60 x 100 mm or 42 x 100 mm optional available. Must be indicated during order placement.

Contact WE-EF direct or your local WE-EF sales representative for an individual solution designed to precisely meet your needs.

IMPORTANT

Photometric data legend (for ies-data):

Pole mounted

Part ID (channel I+II - both colour temperatures 1850K
(True Amber) + 2200K / 2200K + 3000K)

Part ID_1 (channel I - lower colour temperature 1850K
(True Amber) / 2200K only)

Part ID_2 (channel II - upper colour temperature 2200K /
3000K only)

Photometric data legend (for ldt-data):

Part ID (channel I+II - both colour temperatures 1850K
(True Amber) + 2200K / 2200K + 3000K)

Part ID (channel I - lower colour temperature 1850K (True
Amber) / 2200K only)

Part ID (channel II - upper colour temperature 2200K /
3000K only)

Photometric files (IES, LDT) for light distributions [S61]
[S65] [S66] [S70] [R60] [R61] [P66] [Q66] [A61] with
Backlight Shield on request.

Pole mounted**Specifications****Material description**

Body	Marine-grade, die-cast aluminium alloy
Lens	Non-reflective safety glass lens
Colours	<div><div></div> RAL9004 Signal black</div> <div><div></div> RAL9006 White aluminium</div> <div><div></div> RAL9007 Grey aluminium</div> <div><div></div> RAL7016 Anthracite grey</div> <div><div></div> RAL9016 Traffic white</div>
Gasket	CCG® Controlled Compression Gasket
Fasteners	PCS Polymer Coated Stainless Steel Hardware
Ingress protection	IP66
Impact resistance	IK08
Corrosion resistance	5CE
Windage	0.146 m ²

Electrical description

Power supply	220-240V / 50-60 Hz
Driver / Ballast	Integral EC electronic converter. DALI
Power factor	> 0.9
Surge protection	6/6kV, optional 10kV

Additional information

Lifetime	Ta=25° L90B10 > 90000h
Energy efficiency class	F-G (Light source)

Options

Light distribution



asymmetric, side throw beam [S61]



asymmetric, forward throw [A61]



asymmetric, side throw beam [S65]



asymmetric, side throw [S70]



rectangular, side throw [R60]



pedestrian/bicycle lane [P66]



square distribution [Q66]



pedestrian crossing, right-hand traffic [P46R]



pedestrian crossing, left-hand traffic [P46L]



asymmetric, side throw beam [S66]



asymmetric, side throw [S71]



rectangular, side throw [R61]

Colour temperature

2200 K / 3000 K

True Amber / 2200 K



3000 K



2200 K

True Amber

PC Amber / 3000 K

Nominal Watt

40 W





36 W

32 W





8 W

0 W

Configurations

Light distribution	Part ID	Light source	Rated lumens	Rated input power	CRI	Weight (kg)
asymmetric, forward throw [A61] 	102-0146	LED-8-16/8W-32W/2200K-3000K	4978.7	44.5 W	70/80	7.00
	102-0146_1	LED-8/8W/2200K	995.7	9.5 W	70	7.00
	102-0146_2	LED-16/32W/3000K	3983	35 W	80	7.00
	102-0147	LED-8-16/8W-32W/True Amber-2200K	4051.7	43 W	NA/70	7.00
	102-0147_1	LED-8/8W/True Amber	343.4	8 W	NA	7.00
	102-0147_2	LED-16/32W/2200K	3708.3	35 W	70	7.00
	102-0403	LED-8-16/8W-32W/PC Amber-3000K	4738.4	44.5 W	60/80	7.00
	102-0403_1	LED-8/8W/PC Amber	755.4	9.5 W	60	7.00
	102-0403_2	LED-16/32W/3000K	3983	35 W	80	7.00
asymmetric, side throw [S70] 	102-0140	LED-8-16/8W-32W/2200K-3000K	5126.5	44.5 W	70/80	7.00
	102-0140_1	LED-8/8W/2200K	1025.3	9.5 W	70	7.00
	102-0140_2	LED-16/32W/3000K	4101.2	35 W	80	7.00
	102-0141	LED-8-16/8W-32W/True Amber-2200K	4171.9	43 W	NA/70	7.00
	102-0141_1	LED-8/8W/True Amber	353.6	8 W	NA	7.00
	102-0141_2	LED-16/32W/2200K	3818.4	35 W	70	7.00
	102-0307	LED-8-16/8W-32W/PC Amber-3000K	4879	44.5 W	60/80	7.00
	102-0307_1	LED-8/8W/PC Amber	777.8	9.5 W	60	7.00
	102-0307_2	LED-16/32W/3000K	4101.2	35 W	80	7.00
asymmetric, side throw [S71] 	102-0346	LED-8-16/8W-32W/2200K-3000K	4716.2	44.5 W	70/80	7.00
	102-0346_1	LED-8/8W/2200K	943.2	9.5 W	70	7.00
	102-0346_2	LED-16/32W/3000K	3773	35 W	80	7.00
	102-0347	LED-8-16/8W-32W/True Amber-2200K	3838	43 W	NA/70	7.00
	102-0347_1	LED-8/8W/True Amber	325.3	8 W	NA	7.00
	102-0347_2	LED-16/32W/2200K	3512.8	35 W	70	7.00
	102-0408	LED-8-16/8W-32W/PC Amber-3000K	4488.5	44.5 W	60/80	7.00
	102-0408_1	LED-8/8W/PC Amber	715.6	9.5 W	60	7.00
	102-0408_2	LED-16/32W/3000K	3773	35 W	80	7.00
asymmetric, side throw beam [S61] 	102-0136	LED-8-16/8W-32W/2200K-3000K	5253.6	44.5 W	70/80	7.00
	102-0136_1	LED-8/8W/2200K	1050.7	9.5 W	70	7.00
	102-0136_2	LED-16/32W/3000K	4202.9	35 W	80	7.00
	102-0137	LED-8-16/8W-32W/True Amber-2200K	4275.4	43 W	NA/70	7.00
	102-0137_1	LED-8/8W/True Amber	362.3	8 W	NA	7.00
	102-0137_2	LED-16/32W/2200K	3913	35 W	70	7.00
	102-0399	LED-8-16/8W-32W/PC Amber-3000K	5000	44.5 W	60/80	7.00
	102-0399_1	LED-8/8W/PC Amber	797.1	9.5 W	60	7.00

Pole mounted

Light distribution	Part ID	Light source	Rated lumens	Rated input power	CRI	Weight (kg)
asymmetric, side throw beam [S65] 	102-0399_2	LED-16/32W/3000K	4202.9	35 W	80	7.00
	102-0138	LED-8-16/8W-32W/2200K-3000K	5240.4	44.5 W	70/80	7.00
	102-0138_1	LED-8/8W/2200K	1048.1	9.5 W	70	7.00
	102-0138_2	LED-16/32W/3000K	4192.3	35 W	80	7.00
	102-0139	LED-8-16/8W-32W/True Amber-2200K	4264.6	43 W	NA/70	7.00
	102-0139_1	LED-8/8W/True Amber	361.4	8 W	NA	7.00
	102-0139_2	LED-16/32W/2200K	3903.2	35 W	70	7.00
	102-0400	LED-8-16/8W-32W/PC Amber-3000K	4987.4	44.5 W	60/80	7.00
	102-0400_1	LED-8/8W/PC Amber	802.2	9.5 W	60	7.00
	102-0400_2	LED-16/32W/3000K	4192.3	35 W	80	7.00
asymmetric, side throw beam [S66] 	102-0344	LED-8-16/8W-32W/2200K-3000K	5205.8	44.5 W	70/80	7.00
	102-0344_1	LED-8/8W/2200K	1041.2	9.5 W	70	7.00
	102-0344_2	LED-16/32W/3000K	4164.6	35 W	80	7.00
	102-0345	LED-8-16/8W-32W/True Amber-2200K	4236.4	43 W	NA/70	7.00
	102-0345_1	LED-8/8W/True Amber	359	8 W	NA	7.00
	102-0345_2	LED-16/32W/2200K	3877.4	35 W	70	7.00
	102-0407	LED-8-16/8W-32W/PC Amber-3000K	4954.5	44.5 W	60/80	7.00
	102-0407_1	LED-8/8W/PC Amber	789.8	9.5 W	60	7.00
	102-0407_2	LED-16/32W/3000K	4164.6	35 W	80	7.00
pedestrian crossing, left-hand traffic [P46L] 	102-0152	LED-8-16/8W-32W/2200K-3000K	5525.3	44.5 W	70/80	7.00
	102-0152_1	LED-8/8W/2200K	1105.1	9.5 W	70	7.00
	102-0152_2	LED-16/32W/3000K	4420.2	35 W	80	7.00
	102-0153	LED-8-16/8W-32W/True Amber-2200K	4496.5	43 W	NA/70	7.00
	102-0153_1	LED-8/8W/True Amber	381.1	8 W	NA	7.00
	102-0153_2	LED-16/32W/2200K	4115.4	35 W	70	7.00
	102-0406	LED-8-16/8W-32W/PC Amber-3000K	5258.6	44.5 W	60/80	7.00
	102-0406_1	LED-8/8W/PC Amber	838.3	9.5 W	60	7.00
	102-0406_2	LED-16/32W/3000K	4420.2	35 W	80	7.00
pedestrian crossing, right-hand traffic [P46R] 	102-0150	LED-8-16/8W-32W/2200K-3000K	5340.3	44.5 W	70/80	7.00
	102-0150_1	LED-8/8W/2200K	1068.1	9.5 W	70	7.00
	102-0150_2	LED-16/32W/3000K	4272.2	35 W	80	7.00
	102-0151	LED-8-16/8W-32W/True Amber-2200K	4345.9	43 W	NA/70	7.00
	102-0151_1	LED-8/8W/True Amber	368.3	8 W	NA	7.00
	102-0151_2	LED-16/32W/2200K	3977.6	35 W	70	7.00
	102-0405	LED-8-16/8W-32W/PC Amber-3000K	5082.5	44.5 W	60/80	7.00
	102-0405_1	LED-8/8W/PC Amber	810.2	9.5 W	60	7.00





WE-EF LEUCHTEN GmbH

Töpinger Straße 16, 29646 Bispingen, Germany - Phone: +49 5194 909-0

info@we-ef.com - <https://we-ef.com>

Subject to technical changes and errors. - Generated on 14/08/2025

Pole mounted

Light distribution	Part ID	Light source	Rated lumens	Rated input power	CRI	Weight (kg)
pedestrian/bicycle lane [P66] 	102-0405_2	LED-16/32W/3000K	4272.2	35 W	80	7.00
	102-0144	LED-8-16/8W-32W/2200K-3000K	4856.5	44.5 W	70/80	7.00
	102-0144_1	LED-8/8W/2200K	971.3	9.5 W	70	7.00
	102-0144_2	LED-16/32W/3000K	3885.2	35 W	80	7.00
	102-0145	LED-8-16/8W-32W/True Amber-2200K	3952.2	43 W	NA/70	7.00
	102-0145_1	LED-8/8W/True Amber	334.9	8 W	NA	7.00
	102-0145_2	LED-16/32W/2200K	3617.3	35 W	70	7.00
	102-0402	LED-8-16/8W-32W/PC Amber-3000K	4622.1	44.5 W	60/80	7.00
	102-0402_1	LED-8/8W/PC Amber	736.9	9.5 W	60	7.00
	102-0402_2	LED-16/32W/3000K	3885.2	35 W	80	7.00
rectangular, side throw [R60] 	102-0142	LED-8-16/8W-32W/2200K-3000K	5287.3	44.5 W	70/80	7.00
	102-0142_1	LED-8/8W/2200K	1057.5	9.5 W	70	7.00
	102-0142_2	LED-16/32W/3000K	4229.9	35 W	80	7.00
	102-0143	LED-8-16/8W-32W/True Amber-2200K	4302.8	43 W	NA/70	7.00
	102-0143_1	LED-8/8W/True Amber	364.6	8 W	NA	7.00
	102-0143_2	LED-16/32W/2200K	3938.1	35 W	70	7.00
	102-0401	LED-8-16/8W-32W/PC Amber-3000K	5032.1	44.5 W	60/80	7.00
	102-0401_1	LED-8/8W/PC Amber	802.2	9.5 W	60	7.00
	102-0401_2	LED-16/32W/3000K	4229.9	35 W	80	7.00
rectangular, side throw [R61] 	102-0348	LED-8-16/8W-32W/2200K-3000K	4734.9	44.5 W	70/80	7.00
	102-0348_1	LED-8/8W/2200K	947	9.5 W	70	7.00
	102-0348_2	LED-16/32W/3000K	3787.9	35 W	80	7.00
	102-0409	LED-8-16/8W-32W/PC Amber-3000K	4506.3	44.5 W	60/80	7.00
	102-0409_1	LED-8/8W/PC Amber	718.4	9.5 W	60	7.00
	102-0409_2	LED-16/32W/3000K	3787.9	35 W	80	7.00
square distribution [Q66] 	102-0148	LED-8-16/8W-32W/2200K-3000K	4834.1	44.5 W	70/80	7.00
	102-0148_1	LED-8/8W/2200K	966.8	9.5 W	70	7.00
	102-0148_2	LED-16/32W/3000K	3867.2	35 W	80	7.00
	102-0149	LED-8-16/8W-32W/True Amber-2200K	3933.9	43 W	NA/70	7.00
	102-0149_1	LED-8/8W/True Amber	333.4	8 W	NA	7.00
	102-0149_2	LED-16/32W/2200K	3600.5	35 W	70	7.00
	102-0404	LED-8-16/8W-32W/PC Amber-3000K	4600.7	44.5 W	60/80	7.00
	102-0404_1	LED-8/8W/PC Amber	733.4	9.5 W	60	7.00
	102-0404_2	LED-16/32W/3000K	3867.2	35 W	80	7.00

Pole mounted**Control****R2C Ready to Connect**

Description	Part ID
R2C Ready to Connect (top)	430-0019
R2C Ready to Connect (below)	430-0027
R2C Ready to Connect (top and below)	430-0032

Wild-Light Citygrid Motion On Pole

Description	Part ID	Additional information
Wild-Light Citygrid Motion - Entry- Package	420-0111	Citygrid Motion On Pole Controller for Wild-Light. The Citygrid Motion On Pole Controller is the all-in-one device that can convert existing luminaires into an intelligent lighting system.

The entry-level package:

WE-EF supplies and configures luminaires and the Citygrid system once ex works or on site.
Reconfiguration is available as a service (chargeable). Gateway/app not included.

Applications: individual communal projects, isolated solutions and field trials for smart
lighting, e.g. single streets, paths or squares. Semi-public or private projects, e.g. company
site, car park.



Pole mounted

Description	Part ID	Additional information
Wild-Light Citygrid Motion - Standalone-Package	420-0112	<p>Citygrid Motion On Pole Controller for Wild-Light.</p> <p>The Citygrid Motion On Pole Controller is the all-in-one device that can convert existing luminaires into an intelligent lighting system.</p> <p>The standalone package:</p> <p>Dongle & apps included; operators can configure, change and service the Citygrid system themselves (on site) using the apps on their mobile device.</p> <p>Applications: demarcated communal projects (street, square, district) or private projects (larger company sites, commercial estates) if qualified personnel are available for the operation of the system.</p>



Pole mounted

Description	Part ID	Additional information
Wild-Light Citygrid Motion - Smart-City-Package	420-0113	Citygrid Motion On Pole Controller for Wild-Light. The Citygrid Motion On Pole Controller is the all-in-one device that can convert existing luminaires into an intelligent lighting system.

The Smart-City package:

Internet gateway (via mobile phone) and dashboard included; operators can configure, change and service themselves (remotely). Networked Smart-City functions (data collection, remote maintenance, etc.).

Applications: larger communal projects or field trials in the context of Smart City; operator has qualified personnel (municipal utilities).



Wild-Light Eco Step Dim® Advanced

Description	Part ID	Additional information
Wild-Light Eco Step Dim® Advanced	420-2410	Fully automatic independent dimming pre-set, without additional installation effort for Wild-Light. Example: Starting the night with warm white (3000 K from 20:00 to 22:00), reduced to biodiversity friendly in the heart of the night (2200 K from 22:00 to 06:00), and returning back to warm white in the early morning (3000 K from 06:00 to 07:00). This is the easiest to implement solution to create a nature-friendly lighting scenario, as no additional installations or external controls are needed. All pre-settings are made in the two LED drivers. The dimming values are programmed into the driver during the production of the luminaires. An optional link with sunrise and sunset times can mean additional optimisation. A customer-specific configuration is possible. The settings can be changed directly on the LED driver at any time (NFC). The necessary tool is standardised and can also be obtained from WE-EF as an optional extra.

Wild-Light Citygrid Motion On Luminaire

Description	Part ID	Additional information
Wild-Light Citygrid Motion - Entry- Package	420-0121	<p>Citygrid Motion built-in light controller with angled sensors for Wild-Light. The sensors detect motion and traffic on entering the sensor and lighting field.</p> <p>The entry-level package: WE-EF supplies and configures luminaires and the Citygrid system once ex works or on site. Reconfiguration is available as a service (chargeable). Gateway/app not included.</p> <p>Applications: individual communal projects, isolated solutions and field trials for smart lighting, e.g. single streets, paths or squares. Semi-public or private projects, e.g. company site, car park.</p>



Pole mounted

Description	Part ID	Additional information
Wild-Light Citygrid Motion - Standalone-Package	420-0122	<p>Citygrid Motion built-in light controller with angled sensors for Wild-Light. The sensors detect motion and traffic on entering the sensor and lighting field.</p> <p>The standalone package: Dongle & apps included; operators can configure, change and service the Citygrid system themselves (on site) using the apps on their mobile device. Applications: demarcated communal projects (street, square, district) or private projects (larger company sites, commercial estates) if qualified personnel are available for the operation of the system.</p>



Pole mounted

Description	Part ID	Additional information
Wild-Light Citygrid Motion - Smart-City-Package	420-0123	<p>Citygrid Motion built-in light controller with angled sensors for Wild-Light. The sensors detect motion and traffic on entering the sensor and lighting field.</p> <p>The Smart-City package: Internet gateway (via mobile phone) and dashboard included; operators can configure, change and service themselves (remotely). Networked Smart-City functions (data collection, remote maintenance, etc.). Applications: larger communal projects or field trials in the context of Smart City; operator has qualified personnel (municipal utilities).</p>



Wild-Light Citygrid Motion Zhaga

Description	Part ID	Additional information
Wild-Light Citygrid Motion - Entry-Package	420-0132	<p>Citygrid Motion Zhaga controller with sensor for Wild-Light. The compact all-in-one design turns every luminaire with a Zhaga Book 18 socket facing the street surface into motion-controlled, intelligent street & area lighting.</p> <p>The entry-level package: WE-EF supplies and configures luminaires and the Citygrid system once ex works or on site. Reconfiguration is available as a service (chargeable). Gateway/app not included.</p> <p>Applications: individual communal projects, isolated solutions and field trials for smart lighting, e.g. single streets, paths or squares. Semi-public or private projects, e.g. company site, car park.</p>

Pole mounted

Description	Part ID	Additional information
Wild-Light Citygrid Motion - Standalone-Package	420-0131	<p>Citygrid Motion Zhaga controller with sensor for Wild-Light.</p> <p>The compact all-in-one design turns every luminaire with a Zhaga Book 18 socket facing the street surface into motion-controlled, intelligent street & area lighting.</p> <p>The standalone package: Dongle & apps included; operators can configure, change and service the Citygrid system themselves (on site) using the apps on their mobile device. Applications: demarcated communal projects (street, square, district) or private projects (larger company sites, commercial estates) if qualified personnel are available for the operation of the system.</p>



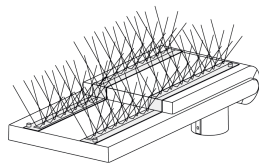
Pole mounted

Description	Part ID	Additional information
Wild-Light Citygrid Motion - Smart-City-Package	420-0133	<p>Citygrid Zhaga controller with sensor for Wild-Light.</p> <p>The compact all-in-one design turns every luminaire with a Zhaga Book 18 socket facing the street surface into motion-controlled, intelligent street & area lighting.</p> <p>The Smart-City package: Internet gateway (via mobile phone) and dashboard included; operators can configure, change and service themselves (remotely). Networked Smart-City functions (data collection, remote maintenance, etc.). Applications: larger communal projects or field trials in the context of Smart City; operator has qualified personnel (municipal utilities).</p>

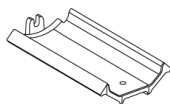


Mounting Accessories**Bird deterrent**

Description	Part ID
Bird deterrent BD	430-0015

**Adaptor**

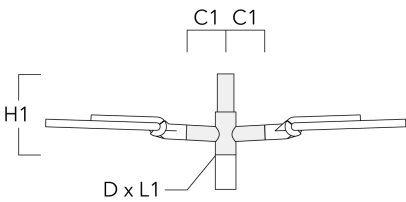
Description	Part ID
Adaptor AFL100	102-0392



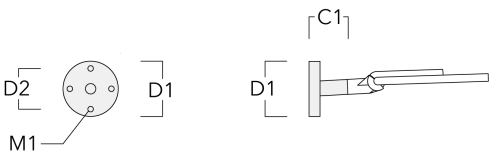
Pole mounted

Wall and pole brackets RE

Description	Part ID	C1	D1	D2	D × L1	H1	M1	Weight (kg)
RE2-540 Pole bracket, double	111-0043	200			76 x 130	550		5.30

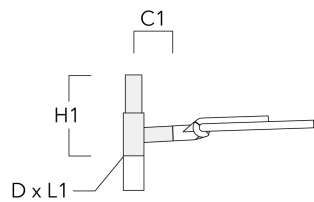


RE0-540 Wall bracket	111-0084	180	230	195		12	3.20	
----------------------	----------	-----	-----	-----	--	----	------	--



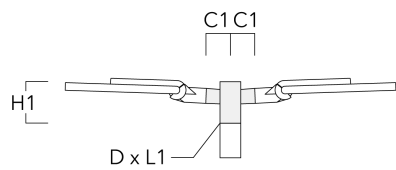
Pole mounted

Description	Part ID	C1	D1	D2	D × L1	H1	M1	Weight (kg)
RE1-540 Pole bracket, single	111-0042	200			76 x 130	500		4.60



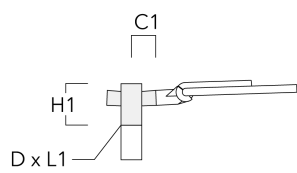
Pole brackets RF

Description	Part ID	C1	D × L1	H1	Weight (kg)
RF2-540 Pole bracket, double	111-0047	200	76 x 80	200	3.30



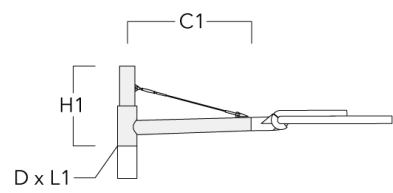
Pole mounted

Description	Part ID	C1	D × L1	H1	Weight (kg)
RF1-540 Pole bracket, single	111-0046	200	76 x 80	200	2.60



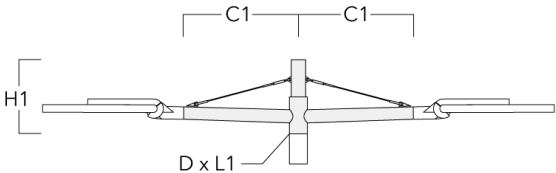
Wall and pole brackets RX

Description	Part ID	C1	D1	D2	D × L1	H1	H2	M1	M2	Weight (kg)
RX1-540 Pole bracket, single	111-0054	1000			76 x 130	550				6.8

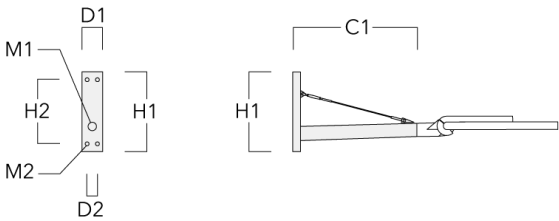


Pole mounted

Description	Part ID	C1	D1	D2	D × L1	H1	H2	M1	M2	Weight (kg)
RX2-540 Pole bracket, double	111-0055	1000			76 x 130	550				9.70



RX0-540 Wall bracket	111-0086	1000	140	100		450	385	30	12	5.20
----------------------	----------	------	-----	-----	--	-----	-----	----	----	------



Optical Accessories

Backlight shield

Description	Part ID	Additional information
LS180	430-0029	Glare Shield for backlight spill. Glare Shield factory-installed or available as retrofit kit. Suitable for [S61][S65][S66][S70][S71][R60][R61][P66][Q66][A61] lenses. Must be specified at time of ordering.

