

### Description

Wild-Light. IP66, Class I or Class II. IK08. Marine-grade, die-cast aluminium alloy. 5CE superior corrosion protection including PCS hardware. CCG® Controlled Compression Gasket. Non-reflecting flat safety glass cover, hinged. Integral EC electronic converter in thermally separated compartment. CAD-optimised optics for superior illumination and glare control. OLC® One LED Concept. Factory installed LED circuit board. Wild-Light with Advanced or Motion available on request, must be specified at time of ordering. For further details and available variants see below under additional information - Wild-Light Presentation. The luminaire is factory-sealed and does not need to be opened during installation. Can be used as post top or side entry version. Specification at time of order is recommended.

Spigot Ø 76 x 100 mm. Spigot Ø 60 x 100 mm or 42 x 100 mm optional available. Must be indicated during order placement.

Contact WE-EF direct or your local WE-EF sales representative for an individual solution designed to precisely meet your needs.

### IMPORTANT

Photometric data legend (for ies-data):

## Pole mounted

Part ID (channel I+II - both colour temperatures 1850K (True Amber) + 2200K / 2200K + 3000K)

Part ID\_1 (channel I - lower colour temperature 1850K (True Amber) / 2200K only)

Part ID\_2 (channel II - upper colour temperature 2200K / 3000K only)

Photometric data legend (for ldt-data):

Part ID (channel I+II - both colour temperatures 1850K (True Amber) + 2200K / 2200K + 3000K)

Part ID (channel I - lower colour temperature 1850K (True Amber) / 2200K only)

Part ID (channel II - upper colour temperature 2200K / 3000K only)

Photometric files (IES, LDT) for light distributions [S61] [S65] [S66] [S70] [R60] [R61] [P66] [Q66] [A61] with Backlight Shield on request.

**Pole mounted****Specifications****Material description**

Body	Marine-grade, die-cast aluminium alloy
Lens	Non-reflective safety glass lens
Colours	<div><div></div> RAL9004 Signal black</div> <div><div></div> RAL9006 White aluminium</div> <div><div></div> RAL9007 Grey aluminium</div> <div><div></div> RAL7016 Anthracite grey</div> <div><div></div> RAL9016 Traffic white</div>
Gasket	CCG® Controlled Compression Gasket
Fasteners	PCS Polymer Coated Stainless Steel Hardware
Ingress protection	IP66
Impact resistance	IK08
Corrosion resistance	5CE
Windage	0.1956 m <sup>2</sup>

**Electrical description**

Power supply	220-240V / 50-60 Hz
Driver / Ballast	Integral EC electronic converter. DALI
Power factor	> 0.9
Surge protection	6/6kV, optional 10kV

**Additional information**

Lifetime	Ta=25° L90B10 > 90000h
Energy efficiency class	F-G (Light source)

AFL130-WL LED



Pole mounted

Options

Light distribution

	asymmetric, side throw beam [S61]
	asymmetric, side throw [S70]
	rectangular, side throw [R60]
	pedestrian/bicycle lane [P66]
	asymmetric, forward throw [A61]
	square distribution [Q66]
	pedestrian crossing, right-hand traffic [P46R]
	pedestrian crossing, left-hand traffic [P46L]
	asymmetric, side throw beam [S65]
	asymmetric, side throw beam [S66]
	asymmetric, side throw [S71]
	rectangular, side throw [R61]





Colour temperature

	2200 K / 3000 K
	3000 K
	2200 K
	True Amber / 2200 K
	True Amber
	PC Amber / 3000 K
	PC Amber





Nominal Watt

96 W
24 W
0 W
16 W
80 W
64 W





## Configurations

Light distribution	Part ID	Light source	Rated lumens	Rated input power	CRI	Weight (kg)
asymmetric, forward throw [A61] 	102-0299	LED-8-40/16W-80W/2200K-3000K	12542.8	104 W	70/80	8.6
	102-0299_1	LED-8/16W/2200K	1968.9	18 W	70	8.6
	102-0299_2	LED-40/80W/3000K	10573.9	86 W	80	8.6
	102-0300	LED-16-32/16W-64W/True Amber-2200K	8459.1	83 W	NA/70	8.6
	102-0300_1	LED-16/16W/True Amber	583.4	15 W	NA	8.6
	102-0300_2	LED-32/64W/2200K	7875.7	68 W	70	8.6
	102-0415	LED-8-40/16W-80W/PC Amber-3000K	12105.2	104 W	60/80	8.60
	102-0415_1	LED-8/16W/PC Amber	1531.4	18 W	60	8.60
	102-0415_2	LED-40/80W/3000K	10573.9	86 W	80	8.60
asymmetric, side throw [S70] 	102-0293	LED-8-40/16W-80W/2200K-3000K	12721.3	104 W	70/80	8.60
	102-0293_1	LED-8/16W/2200K	1996.9	18 W	70	8.60
	102-0293_2	LED-40/80W/3000K	10724.3	86 W	80	8.60
	102-0294	LED-16-32/16W-64W/True Amber-2200K	8579.5	83 W	NA/70	8.60
	102-0294_1	LED-16/16W/True Amber	591.7	15 W	NA	8.6
	102-0294_2	LED-32/64W/2200K	7987.8	68 W	70	8.6
	102-0412	LED-8-40/16W-80W/PC Amber-3000K	12277.5	104 W	60/80	8.60
	102-0412_1	LED-8-40/16W-80W/PC Amber-3000K	1553.2	18 W	60/80	8.60
	102-0412_2	LED-40/80W/3000K	10724.3	86 W	80	8.60
asymmetric, side throw [S71] 	102-0388	LED-8-40/16W-80W/2200K-3000K	11345.1	104 W	70/80	8.6
	102-0388_1	LED-8/16W/2200K	1780.9	18 W	70	8.6
	102-0388_2	LED-40/80W/3000K	9564.2	86 W	80	8.6
	102-0389	LED-16-32/16W-64W/True Amber-2200K	7651.4	83 W	NA/70	8.6
	102-0389_1	LED-16/16W/True Amber	527.7	15 W	NA	8.6
	102-0389_2	LED-32/64W/2200K	7123.7	68 W	70	8.6
	102-0420	LED-8-40/16W-80W/PC Amber-3000K	10949.4	104 W	60/80	8.60
	102-0420_1	LED-8/16W/PC Amber	1385.2	18 W	60	8.60
	102-0420_2	LED-40/80W/3000K	9564.2	86 W	80	8.60
asymmetric, side throw beam [S61] 	102-0289	LED-8-40/16W-80W/2200K-3000K	12863.4	104 W	70/80	8.60
	102-0289_1	LED-8/16W/2200K	2019.2	18 W	70	8.60
	102-0289_2	LED-40/80W/3000K	10844.1	86 W	80	8.60
	102-0290	LED-16-32/16W-64W/True Amber-2200K	8675.3	83 W	NA/70	8.60
	102-0290_1	LED-16/16W/True Amber	598.3	15 W	NA	8.60
	102-0290_2	LED-32/64W/2200K	8077	68 W	70	8.60
	102-0410	LED-8-40/16W-80W/PC Amber-3000K	12414.6	104 W	60/80	8.60
	102-0410_1	LED-8/16W/PC Amber	1570.5	18 W	60	8.60

## Pole mounted

Light distribution	Part ID	Light source	Rated lumens	Rated input power	CRI	Weight (kg)
asymmetric, side throw beam [S65] 	102-0410_2	LED-40/80W/3000K	10844.1	86 W	80	8.60
	102-0291	LED-8-40/16W-80W/2200K-3000K	12577.4	104 W	70/80	8.6
	102-0291_1	LED-8/16W/2200K	1974.4	18 W	70	8.6
	102-0291_2	LED-40/80W/3000K	10603.1	86 W	80	8.6
	102-0292	LED-16-32/16W-64W/True Amber-2200K	8482.4	83 W	NA/70	8.60
	102-0292_1	LED-16/16W/True Amber	585	15 W	NA	8.60
	102-0292_2	LED-32/64W/2200K	7897.5	68 W	70	8.60
	102-0411	LED-8-40/16W-80W/PC Amber-3000K	12138.7	104 W	60/80	8.60
	102-0411_1	LED-8/16W/PC Amber	1535.6	18 W	60	8.60
	102-0411_2	LED-40/80W/3000K	10603.1	86 W	80	8.60
asymmetric, side throw beam [S66] 	102-0386	LED-8-40/16W-80W/2200K-3000K	12292.6	104 W	70/80	8.60
	102-0386_1	LED-8/16W/2200K	1929.7	18 W	70	8.60
	102-0386_2	LED-40/80W/3000K	10362.9	86 W	80	8.60
	102-0387	LED-16-32/16W-64W/True Amber-2200K	8290.4	83 W	NA/70	8.60
	102-0387_1	LED-16/16W/True Amber	571.7	15 W	NA	8.60
	102-0387_2	LED-32/64W/2200K	7718.6	68 W	70	8.60
	102-0419	LED-8-40/16W-80W/PC Amber-3000K	11863.8	104 W	60/80	8.60
	102-0419_1	LED-8/16W/PC Amber	1500.8	18 W	60	8.60
	102-0419_2	LED-40/80W/3000K	10362.9	86 W	80	8.60
pedestrian crossing, left-hand traffic [P46L] 	102-0305	LED-8-40/16W-80W/2200K-3000K	13108.3	104 W	70/80	8.6
	102-0305_1	LED-8/16W/2200K	2057.7	18 W	70	8.6
	102-0305_2	LED-40/80W/3000K	11050.6	86 W	80	8.6
	102-0306	LED-16-32/16W-64W/True Amber-2200K	8840.5	83 W	NA/70	8.6
	102-0306_1	LED-16/16W/True Amber	609.7	15 W	NA	8.6
	102-0306_2	LED-32/64W/2200K	8230.8	68 W	70	8.6
	102-0418	LED-8-40/16W-80W/PC Amber-3000K	12651	104 W	60/80	8.60
	102-0418_1	LED-8/16W/PC Amber	1600.4	18 W	60	8.60
	102-0418_2	LED-40/80W/3000K	11050.6	86 W	80	8.60
pedestrian crossing, right-hand traffic [P46R] 	102-0303	LED-8-40/16W-80W/2200K-3000K	12924.3	104 W	70/80	8.6
	102-0303_1	LED-8/16W/2200K	2028.8	18 W	70	8.6
	102-0303_2	LED-40/80W/3000K	10895.5	86 W	80	8.6
	102-0304	LED-16-32/16W-64W/True Amber-2200K	8716.4	83 W	NA/70	8.6
	102-0304_1	LED-16/16W/True Amber	601.1	15 W	NA	8.6
	102-0304_2	LED-32/64W/2200K	8115.3	68 W	70	8.6
	102-0417	LED-8-40/16W-80W/PC Amber-3000K	12473.4	104 W	60/80	8.60
	102-0417_1	LED-8/16W/PC Amber	1578	18 W	60	8.60

## Pole mounted

Light distribution	Part ID	Light source	Rated lumens	Rated input power	CRI	Weight (kg)
pedestrian/bicycle lane [P66] 	102-0417_2	LED-40/80W/3000K	10895.5	86 W	80	8.60
	102-0297	LED-8-40/16W-80W/2200K-3000K	12125.9	104 W	70/80	8.6
	102-0297_1	LED-8/16W/2200K	1903.5	18 W	70	8.6
	102-0297_2	LED-40/80W/3000K	10222.4	86 W	80	8.6
	102-0298	LED-16-32/16W-64W/True Amber-2200K	8177.9	83 W	NA/70	8.6
	102-0298_1	LED-16/16W/True Amber	564	15 W	NA	8.6
	102-0298_2	LED-32/64W/2200K	7613.9	68 W	70	8.6
	102-0414	LED-8-40/16W-80W/PC Amber-3000K	11702.9	104 W	60/80	8.60
	102-0414_1	LED-8/16W/PC Amber	1480.5	18 W	60	8.60
	102-0414_2	LED-40/80W/3000K	1480.5	18 W	80	8.60
rectangular, side throw [R60] 	102-0295	LED-8-40/16W-80W/2200K-3000K	12543.7	104 W	70/80	8.6
	102-0295_1	LED-8/16W/2200K	1969.1	18 W	70	8.6
	102-0295_2	LED-40/80W/3000K	10574.7	86 W	80	8.6
	102-0296	LED-16-32/16W-64W/True Amber-2200K	8459.7	83 W	NA/70	8.6
	102-0296_1	LED-16/16W/True Amber	583.4	15 W	NA	8.6
	102-0296_2	LED-32/64W/2200K	7876.3	68 W	70	8.6
	102-0413	LED-8-40/16W-80W/PC Amber-3000K	12106.2	104 W	60/80	8.60
	102-0413_1	LED-8/16W/PC Amber	1531.5	18 W	60	8.60
	102-0413_2	LED-40/80W/3000K	10574.7	86 W	80	8.60
rectangular, side throw [R61] 	102-0390	LED-8-40/16W-80W/2200K-3000K	11372.6	104 W	70/80	8.6
	102-0390_1	LED-8/16W/2200K	1785.2	18 W	70	8.6
	102-0390_2	LED-40/80W/3000K	9587.4	86 W	80	8.6
	102-0391	LED-16-32/16W-64W/True Amber-2200K	7669.9	83 W	NA/70	8.6
	102-0391_1	LED-16/16W/True Amber	529	15 W	NA	8.6
	102-0391_2	LED-32/64W/2200K	7140.9	68 W	70	8.6
	102-0421	LED-8-40/16W-80W/PC Amber-3000K	10975.9	104 W	60/80	8.60
	102-0421_1	LED-8/16W/PC Amber	1388.5	18 W	60	8.60
	102-0421_2	LED-40/80W/3000K	9587.4	86 W	80	8.60
square distribution [Q66] 	102-0301	LED-8-40/16W-80W/2200K-3000K	12289	104 W	70/80	8.6
	102-0301_1	LED-8/16W/2200K	1929.1	18 W	70	8.6
	102-0301_2	LED-40/80W/3000K	10359.9	86 W	80	8.6
	102-0302	LED-16-32/16W-64W/True Amber-2200K	8287.9	83 W	NA/70	8.6
	102-0302_1	LED-16/16W/True Amber	571.6	15 W	NA	8.6
	102-0302_2	LED-32/64W/2200K	7716.3	68 W	70	8.6
	102-0416	LED-8-40/16W-80W/PC Amber-3000K	11860.3	104 W	60/80	8.60
	102-0416_1	LED-8/16W/PC Amber	1500.4	18 W	60	8.60

# AFL130-WL LED

## Pole mounted

**we-ef**

Light distribution	Part ID	Light source	Rated lumens	Rated input power	CRI	Weight (kg)
	102-0416_2	LED-40/80W/3000K	10359.9	86 W	80	8.60

### Fagerhult Lighting Ltd

33-34 Dolben Street, SE1 0UQ London, United Kingdom

<https://we-ef.com/uk>

Subject to technical changes and errors. - Generated on 24/07/2025



Pole mounted

Control

R2C Ready to Connect

Description	Part ID
R2C Ready to Connect (top)	430-0019
R2C Ready to Connect (below)	430-0027
R2C Ready to Connect (top and below)	430-0032

Wild-Light Citygrid Motion On Pole

Description	Part ID	Additional information
Wild-Light Citygrid Motion - Entry- Package	420-0111	Citygrid Motion On Pole Controller for Wild-Light. The Citygrid Motion On Pole Controller is the all-in-one device that can convert existing luminaires into an intelligent lighting system.

The entry-level package:  
WE-EF supplies and configures luminaires and the Citygrid system once ex works or on site.  
Reconfiguration is available as a service (chargeable). Gateway/app not included.

Applications: individual communal projects, isolated solutions and field trials for smart  
lighting, e.g. single streets, paths or squares. Semi-public or private projects, e.g. company  
site, car park.



Pole mounted

Description	Part ID	Additional information
Wild-Light Citygrid Motion - Standalone-Package	420-0112	<p>Citygrid Motion On Pole Controller for Wild-Light.</p> <p>The Citygrid Motion On Pole Controller is the all-in-one device that can convert existing luminaires into an intelligent lighting system.</p> <p>The standalone package:</p> <p>Dongle &amp; apps included; operators can configure, change and service the Citygrid system themselves (on site) using the apps on their mobile device.</p> <p>Applications: demarcated communal projects (street, square, district) or private projects (larger company sites, commercial estates) if qualified personnel are available for the operation of the system.</p>



## Pole mounted

Description	Part ID	Additional information
Wild-Light Citygrid Motion - Smart-City-Package	420-0113	Citygrid Motion On Pole Controller for Wild-Light. The Citygrid Motion On Pole Controller is the all-in-one device that can convert existing luminaires into an intelligent lighting system.

The Smart-City package:

Internet gateway (via mobile phone) and dashboard included; operators can configure, change and service themselves (remotely). Networked Smart-City functions (data collection, remote maintenance, etc.).

Applications: larger communal projects or field trials in the context of Smart City; operator has qualified personnel (municipal utilities).



## Wild-Light Eco Step Dim® Advanced

Description	Part ID	Additional information
Wild-Light Eco Step Dim® Advanced	420-2410	Fully automatic independent dimming pre-set, without additional installation effort for Wild-Light. Example: Starting the night with warm white (3000 K from 20:00 to 22:00), reduced to biodiversity friendly in the heart of the night (2200 K from 22:00 to 06:00), and returning back to warm white in the early morning (3000 K from 06:00 to 07:00). This is the easiest to implement solution to create a nature-friendly lighting scenario, as no additional installations or external controls are needed. All pre-settings are made in the two LED drivers. The dimming values are programmed into the driver during the production of the luminaires. An optional link with sunrise and sunset times can mean additional optimisation. A customer-specific configuration is possible. The settings can be changed directly on the LED driver at any time (NFC). The necessary tool is standardised and can also be obtained from WE-EF as an optional extra.

Wild-Light Citygrid Motion On Luminaire

Description	Part ID	Additional information
Wild-Light Citygrid Motion - Entry- Package	420-0121	<p>Citygrid Motion built-in light controller with angled sensors for Wild-Light. The sensors detect motion and traffic on entering the sensor and lighting field.</p> <p>The entry-level package: WE-EF supplies and configures luminaires and the Citygrid system once ex works or on site. Reconfiguration is available as a service (chargeable). Gateway/app not included.</p> <p>Applications: individual communal projects, isolated solutions and field trials for smart lighting, e.g. single streets, paths or squares. Semi-public or private projects, e.g. company site, car park.</p>



Pole mounted

Description	Part ID	Additional information
Wild-Light Citygrid Motion - Standalone-Package	420-0122	<p>Citygrid Motion built-in light controller with angled sensors for Wild-Light. The sensors detect motion and traffic on entering the sensor and lighting field.</p> <p>The standalone package: Dongle &amp; apps included; operators can configure, change and service the Citygrid system themselves (on site) using the apps on their mobile device. Applications: demarcated communal projects (street, square, district) or private projects (larger company sites, commercial estates) if qualified personnel are available for the operation of the system.</p>



Pole mounted

Description	Part ID	Additional information
Wild-Light Citygrid Motion - Smart-City-Package	420-0123	<p>Citygrid Motion built-in light controller with angled sensors for Wild-Light. The sensors detect motion and traffic on entering the sensor and lighting field.</p> <p>The Smart-City package: Internet gateway (via mobile phone) and dashboard included; operators can configure, change and service themselves (remotely). Networked Smart-City functions (data collection, remote maintenance, etc.). Applications: larger communal projects or field trials in the context of Smart City; operator has qualified personnel (municipal utilities).</p>



Wild-Light Citygrid Motion Zhaga

Description	Part ID	Additional information
Wild-Light Citygrid Motion - Entry-Package	420-0132	<p>Citygrid Motion Zhaga controller with sensor for Wild-Light. The compact all-in-one design turns every luminaire with a Zhaga Book 18 socket facing the street surface into motion-controlled, intelligent street &amp; area lighting.</p> <p>The entry-level package: WE-EF supplies and configures luminaires and the Citygrid system once ex works or on site. Reconfiguration is available as a service (chargeable). Gateway/app not included.</p> <p>Applications: individual communal projects, isolated solutions and field trials for smart lighting, e.g. single streets, paths or squares. Semi-public or private projects, e.g. company site, car park.</p>

Pole mounted

Description	Part ID	Additional information
Wild-Light Citygrid Motion - Standalone-Package	420-0131	<p>Citygrid Motion Zhaga controller with sensor for Wild-Light.</p> <p>The compact all-in-one design turns every luminaire with a Zhaga Book 18 socket facing the street surface into motion-controlled, intelligent street &amp; area lighting.</p> <p>The standalone package: Dongle &amp; apps included; operators can configure, change and service the Citygrid system themselves (on site) using the apps on their mobile device. Applications: demarcated communal projects (street, square, district) or private projects (larger company sites, commercial estates) if qualified personnel are available for the operation of the system.</p>



AFL130-WL LED

Pole mounted

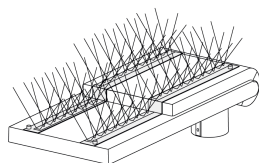
Description	Part ID	Additional information
Wild-Light Citygrid Motion - Smart-City-Package	420-0133	<p>Citygrid Zhaga controller with sensor for Wild-Light.</p> <p>The compact all-in-one design turns every luminaire with a Zhaga Book 18 socket facing the street surface into motion-controlled, intelligent street &amp; area lighting.</p> <p>The Smart-City package: Internet gateway (via mobile phone) and dashboard included; operators can configure, change and service themselves (remotely). Networked Smart-City functions (data collection, remote maintenance, etc.).</p> <p>Applications: larger communal projects or field trials in the context of Smart City; operator has qualified personnel (municipal utilities).</p>



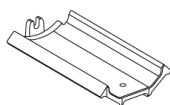


**Pole mounted****Mounting Accessories****Bird deterrent**

Description	Part ID
Bird deterrent BD	430-0015

**Adaptor**

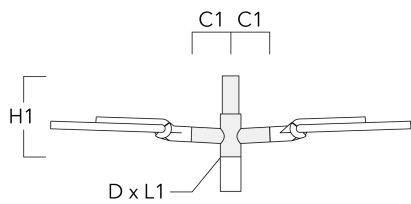
Description	Part ID
Adaptor AFL100	102-0392



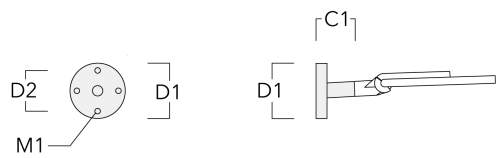
Pole mounted

Wall and pole brackets RE

Description	Part ID	C1	D1	D2	D × L1	H1	M1	Weight (kg)
RE2-540 Pole bracket, double	111-0043	200			76 x 130	550		5.30

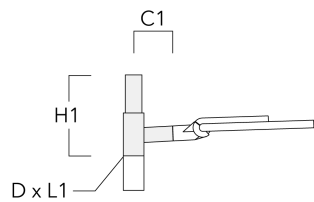


RE0-540 Wall bracket	111-0084	180	230	195		12	3.20	
----------------------	----------	-----	-----	-----	--	----	------	--



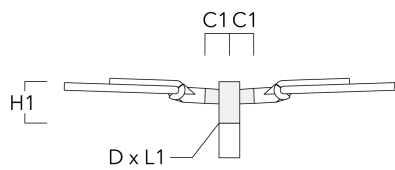
Pole mounted

Description	Part ID	C1	D1	D2	D × L1	H1	M1	Weight (kg)
RE1-540 Pole bracket, single	111-0042	200			76 x 130	500		4.60



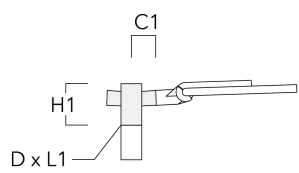
Pole brackets RF

Description	Part ID	C1	D × L1	H1	Weight (kg)
RF2-540 Pole bracket, double	111-0047	200	76 x 80	200	3.30



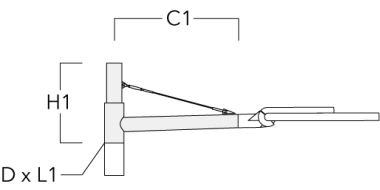
Pole mounted

Description	Part ID	C1	D × L1	H1	Weight (kg)
RF1-540 Pole bracket, single	111-0046	200	76 x 80	200	2.60



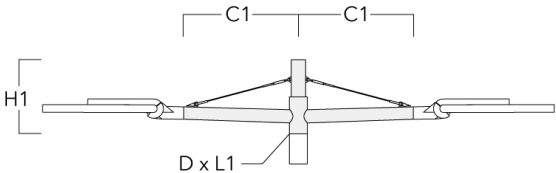
Wall and pole brackets RX

Description	Part ID	C1	D1	D2	D × L1	H1	H2	M1	M2	Weight (kg)
RX1-540 Pole bracket, single	111-0054	1000			76 x 130	550				6.8

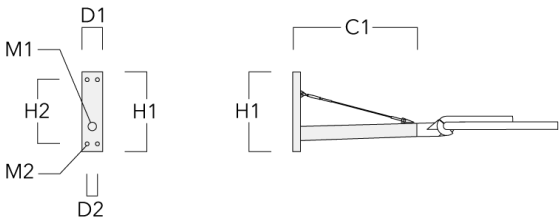


Pole mounted

Description	Part ID	C1	D1	D2	D × L1	H1	H2	M1	M2	Weight (kg)
RX2-540 Pole bracket, double	111-0055	1000			76 x 130	550				9.70



RX0-540 Wall bracket	111-0086	1000	140	100		450	385	30	12	5.20
----------------------	----------	------	-----	-----	--	-----	-----	----	----	------



Optical Accessories

Backlight shield

Description	Part ID	Additional information
LS180	430-0029	Glare Shield for backlight spill. Glare Shield factory-installed or available as retrofit kit. Suitable for [S61][S65][S66][S70][S71][R60][R61][P66][Q66][A61] lenses. Must be specified at time of ordering.

