

Beschreibung





IP66, SKI oder SKII. IK08. Korrosionsbeständiger Aluminiumguss. PCS beschichtete Edelstahlschrauben. 5CE Korrosionsschutz. CCG® Controlled Compression Gasket Dichtung. Abdeckung aus reflektionsfreiem Sicherheitsglas, abklappbar. Eingebaute elektronische Betriebsgeräte. CAD-optimierte OLC® One LED Concept Technik zur Lichtlenkung und Entblendung. Eingebaute LED Platine. Die Leuchte wird anschlussfertig geliefert und muss zur Installation nicht geöffnet werden. Drehbarer Stutzen, zur Verwendung der Leuchte zur Aufsatz- und Ansatzmontage. Bei Bestellung bitte angeben.

Zopfmaß Ø 76 x 100 mm. Ø 60 x 100 mm oder 42 x 100 mm optional erhältlich, bei Bestellung bitte angeben.

Für eine individuelle Lösung, die genau auf Ihre Bedürfnisse abgestimmt ist, wenden Sie sich bitte direkt an WE-EF oder Ihren lokalen WE-EF-Vertriebsmitarbeiter.

Photometrische Dateien (IES, LDT) für Lichtverteilungen [S61] [S65] [S66] [S70] [R60] [R61] [P66] [Q66] [A61] mit Backlight Shield auf Anfrage.

Spezifikationen**Materialbeschreibung**

Gehäuse	Korrosionsbeständiger Aluminiumguss
Abdeckung	Sicherheitsglas, entspiegelt
Farben	 RAL9004 Signalschwarz  RAL9007 Graualuminium  RAL7016 Anthrazitgrau  RAL9016 Verkehrsweiß
Dichtung	CCG® Controlled Compression Gasket Dichtung
Schrauben	PCS beschichtete Edelstahlschrauben
Schutzart	IP66
Schlagfestigkeit	IK08
Korrosionsbeständigkeit	5CE
Windangriffsfläche	0.092 m ²

Elektrische Beschreibung


Netz	220-240V / 50-60 Hz
Netzgerät / Vorschaltgerät	Eingebaute elektronische Betriebsgeräte. DALI
Leistungsfaktor	> 0.9
Überspannungsschutz	6/6kV, optional 10kV

Weitere Informationen

Lebensdauer	Ta=25° L90B10 > 100000h
Energieeffizienzklasse	C-D (Lichtquelle)

Auswahl


Lichtverteilung



asymmetrisch seitlich [S61]




asymmetric, side throw beam [S65]



asymmetric, side throw [S70]



rechteckig, vorwärts gerichtet [R60]



asymmetrisch seitlich, engstrahlend [P66]



asymmetrisch vorwärts, mediumstrahlend [A61]




quadratisch [Q66]




Fußgängerüberweg, Rechtsverkehr [P46R]



Fußgängerüberweg, Linksverkehr [P46L]



asymmetrisch seitlich [S66]



asymmetrisch seitlich [S71]



rechteckig, vorwärts gerichtet [R61]

Farbtemperaturen



2200 K



2700 K



3000 K



4000 K

Nominal Watt

8 W

16 W


12 W

24 W

32 W

48 W

Konfigurationen

Lichtverteilung	Artikelnummer	Lichtquelle	Bemes- sungslicht- strom	Bemes- sungsleis- tung	CRI	Gewicht (kg)
Fußgängerüberweg, Linksverkehr [P46L] 	102-0454	LED-8/8W / 350 mA - 2200K	1073.7	9.5 W	70	4,70
	102-0455	LED-8/8W / 350 mA - 2700K	1073.7	9.5 W	80	4,70
	102-0455-70	LED-8/8W / 350 mA - 2700K	1147.7	9.5 W	70	4,70
	102-0456	LED-8/8W / 350 mA - 3000K	1147.7	9.5 W	80	4,70
	102-0456-70	LED-8/8W / 350 mA - 3000K	1332.8	9.5 W	70	4,70
	102-0457	LED-8/8W / 350 mA - 4000K	1258.8	9.5 W	80	4,70
	102-0457-70	LED-8/8W / 350 mA - 4000K	1406.9	9.5 W	70	4,70
	102-0502	LED-16/16W / 350 mA - 2200K	2073.6	18 W	70	4,70
	102-0503	LED-16/16W / 350 mA - 2700K	2073.6	18 W	80	4,70
	102-0503-70	LED-16/16W / 350 mA - 2700K	2216.6	18 W	70	4,70
	102-0504	LED-16/16W / 350 mA - 3000K	2216.6	18 W	80	4,70
	102-0504-70	LED-16/16W / 350 mA - 3000K	2574.2	18 W	70	4,70
	102-0505	LED-16/16W / 350 mA - 4000K	2431.2	18 W	80	4,70
	102-0505-70	LED-16/16W / 350 mA - 4000K	2717.2	18 W	70	4,70
	102-0550	LED-8/12W / 500 mA - 2200K	1480.9	13.5 W	70	4,70
	102-0551	LED-8/12W / 500 mA - 2700K	1480.9	13.5 W	80	4,70
	102-0551-70	LED-8/12W / 500 mA - 2700K	1592	13.5 W	70	4,70
	102-0552	LED-8/12W / 500 mA - 3000K	1592	13.5 W	80	4,70
	102-0552-70	LED-8/12W / 500 mA - 3000K	1814.1	13.5 W	70	4,70
	102-0553	LED-8/12W / 500 mA - 4000K	1703	13.5 W	80	4,70
	102-0553-70	LED-8/12W / 500 mA - 4000K	1925.2	13.5 W	70	4,70
	102-0598	LED-16/24W / 500 mA - 2200K	3234.8	26 W	70	4,70
	102-0599	LED-16/24W / 500 mA - 2700K	2860.2	26 W	80	4,70
	102-0599-70	LED-16/24W / 500 mA - 2700K	3074.7	26 W	70	4,70
	102-0600	LED-16/24W / 500 mA - 3000K	3074.7	26 W	80	4,70
	102-0600-70	LED-16/24W / 500 mA - 3000K	3503.7	26 W	70	4,70
	102-0601	LED-16/24W / 500 mA - 4000K	3289.2	26 W	80	4,70
	102-0601-70	LED-16/24W / 500 mA - 4000K	3718.2	26 W	70	4,70
	102-0646	LED-8/16W / 700 mA - 2200K	1904.1	18 W	70	4,70
	102-0647	LED-8/16W / 700 mA - 2700K	1904.1	18 W	80	4,70
102-0647-70	LED-8/16W / 700 mA - 2700K	2045.1	18 W	70	4,70	
102-0648	LED-8/16W / 700 mA - 3000K	2045.1	18 W	80	4,70	
102-0648-70	LED-8/16W / 700 mA - 3000K	2327.2	18 W	70	4,70	
102-0649	LED-8/16W / 700 mA - 4000K	2186.2	18 W	80	4,70	


WE-EF Switzerland AG

Himmelrichstrasse 6, 6003 Luzern - Tel: +41 41 210 49 95


info.switzerland@we-ef.com - https://we-ef.com/ch_de

Technische Änderungen und Irrtümer vorbehalten. - Erstellt am 23.11.2024


Lichtverteilung	Artikelnummer	Lichtquelle	Bemes- sungslicht- strom	Bemes- sungsleis- tung	CRI	Gewicht (kg)
	102-0649-70	LED-8/16W / 700 mA - 4000K	2468.3	18 W	70	4,70
	102-0694	LED-16/32W / 700 mA - 2200K	3677.5	35 W	70	4,70
	102-0695	LED-16/32W / 700 mA - 2700K	3677.5	35 W	80	4,70
	102-0695-70	LED-16/32W / 700 mA - 2700K	3949.9	35 W	70	4,70
	102-0696	LED-16/32W / 700 mA - 3000K	3949.9	35 W	80	4,70
	102-0696-70	LED-16/32W / 700 mA - 3000K	4494.7	35 W	70	4,70
	102-0697	LED-16/32W / 700 mA - 4000K	4222.3	35 W	80	4,70
	102-0697-70	LED-16/32W / 700 mA - 4000K	4767.1	35 W	70	4,70
	102-0742	LED-8/24W / 1050 mA - 2200K	2644.6	27.5 W	70	4,70
	102-0743	LED-8/24W / 1050 mA - 2700K	2644.6	27.5 W	80	4,70
	102-0743-70	LED-8/24W / 1050 mA - 2700K	2856.1	27.5 W	70	4,70
	102-0744	LED-8/24W / 1050 mA - 3000K	2856.1	27.5 W	80	4,70
	102-0744-70	LED-8/24W / 1050 mA - 3000K	3244	27.5 W	70	4,70
	102-0745	LED-8/24W / 1050 mA - 4000K	3032.5	27.5 W	80	4,70
	102-0745-70	LED-8/24W / 1050 mA - 4000K	3455.6	27.5 W	70	4,70
	102-0790	LED-16/48W / 1050 mA - 2200K	5107.6	55 W	70	4,70
	102-0791	LED-16/48W / 1050 mA - 2700K	5107.6	55 W	80	4,70
	102-0791-70	LED-16/48W / 1050 mA - 2700K	5516.2	55 W	70	4,70
	102-0792	LED-16/48W / 1050 mA - 3000K	5516.2	55 W	80	4,70
	102-0792-70	LED-16/48W / 1050 mA - 3000K	6265.3	55 W	70	4,70
	102-0793	LED-16/48W / 1050 mA - 4000K	5856.7	55 W	80	4,70
	102-0793-70	LED-16/48W / 1050 mA - 4000K	6673.9	55 W	70	4,70
Fußgängerüberweg, Rechtsverkehr [P46R]	102-0450	LED-8/8W / 350 mA - 2200K	1066.4	9.5 W	70	4,70
	102-0451	LED-8/8W / 350 mA - 2700K	1066.4	9.5 W	80	4,70
	102-0451-70	LED-8/8W / 350 mA - 2700K	1140	9.5 W	70	4,70
	102-0452	LED-8/8W / 350 mA - 3000K	1140	9.5 W	80	4,70
	102-0452-70	LED-8/8W / 350 mA - 3000K	1323.8	9.5 W	70	4,70
	102-0453	LED-8/8W / 350 mA - 4000K	1250.3	9.5 W	80	4,70
	102-0453-70	LED-8/8W / 350 mA - 4000K	1397.4	9.5 W	70	4,70
	102-0498	LED-16/16W / 350 mA - 2200K	2039.3	18 W	70	4,70
	102-0499	LED-16/16W / 350 mA - 2700K	2039.3	18 W	80	4,70
	102-0499-70	LED-16/16W / 350 mA - 2700K	2180	18 W	70	4,70
	102-0500	LED-16/16W / 350 mA - 3000K	2180	18 W	80	4,70
	102-0500-70	LED-16/16W / 350 mA - 3000K	2531.6	18 W	70	4,70
	102-0501	LED-16/16W / 350 mA - 4000K	2390.9	18 W	80	4,70




Lichtverteilung	Artikelnummer	Lichtquelle	Bemes- sungslicht- strom	Bemes- sungsleis- tung	CRI	Gewicht (kg)
	102-0501-70	LED-16/16W / 350 mA - 4000K	2672.2	18 W	70	4,70
	102-0546	LED-8/12W / 500 mA - 2200K	1470.9	13.5 W	70	4,70
	102-0547	LED-8/12W / 500 mA - 2700K	1470.9	13.5 W	80	4,70
	102-0547-70	LED-8/12W / 500 mA - 2700K	1581.2	13.5 W	70	4,70
	102-0548	LED-8/12W / 500 mA - 3000K	1581.2	13.5 W	80	4,70
	102-0548-70	LED-8/12W / 500 mA - 3000K	1581.2	13.5 W	70	4,70
	102-0549	LED-8/12W / 500 mA - 4000K	1691.5	13.5 W	80	4,70
	102-0549-70	LED-8/12W / 500 mA - 4000K	1912.2	13.5 W	70	4,70
	102-0594	LED-16/24W / 500 mA - 2200K	2812.9	26 W	70	4,70
	102-0595	LED-16/24W / 500 mA - 2700K	2812.9	26 W	80	4,70
	102-0595-70	LED-16/24W / 500 mA - 2700K	3023.8	26 W	70	4,70
	102-0596	LED-16/24W / 500 mA - 3000K	3023.8	26 W	80	4,70
	102-0596-70	LED-16/24W / 500 mA - 3000K	3445.8	26 W	70	4,70
	102-0597	LED-16/24W / 500 mA - 4000K	3234.8	26 W	80	4,70
	102-0597-70	LED-16/24W / 500 mA - 4000K	3656.7	26 W	70	4,70
	102-0642	LED-8/16W / 700 mA - 2200K	1891.3	18 W	70	4,70
	102-0643	LED-8/16W / 700 mA - 2700K	1891.3	18 W	80	4,70
	102-0643-70	LED-8/16W / 700 mA - 2700K	2031.3	18 W	70	4,70
	102-0644	LED-8/16W / 700 mA - 3000K	2031.3	18 W	80	4,70
	102-0644-70	LED-8/16W / 700 mA - 3000K	2311.5	18 W	70	4,70
	102-0645	LED-8/16W / 700 mA - 4000K	2171.4	18 W	80	4,70
	102-0645-70	LED-8/16W / 700 mA - 4000K	2451.6	18 W	70	4,70
	102-0690	LED-16/32W / 700 mA - 2200K	3616.7	35 W	70	4,70
	102-0691	LED-16/32W / 700 mA - 2700K	3616.7	35 W	80	4,70
	102-0691-70	LED-16/32W / 700 mA - 2700K	3884.6	35 W	70	4,70
	102-0692	LED-16/32W / 700 mA - 3000K	3884.6	35 W	80	4,70
	102-0692-70	LED-16/32W / 700 mA - 3000K	4420.4	35 W	70	4,70
	102-0693	LED-16/32W / 700 mA - 4000K	4152.5	35 W	80	4,70
	102-0693-70	LED-16/32W / 700 mA - 4000K	4688.3	35 W	70	4,70
	102-0738	LED-8/24W / 1050 mA - 2200K	2626.7	27.5 W	70	4,70
	102-0739	LED-8/24W / 1050 mA - 2700K	2626.7	27.5 W	80	4,70
	102-0739-70	LED-8/24W / 1050 mA - 2700K	2836.9	27.5 W	70	4,70
	102-0740	LED-8/24W / 1050 mA - 3000K	2836.9	27.5 W	80	4,70
	102-0740-70	LED-8/24W / 1050 mA - 3000K	3222.1	27.5 W	70	4,70
	102-0741	LED-8/24W / 1050 mA - 4000K	3012	27.5 W	80	4,70

Lichtverteilung	Artikelnummer	Lichtquelle	Bemes- sungslicht- strom	Bemes- sungsleis- tung	CRI	Gewicht (kg)
	102-0741-70	LED-8/24W / 1050 mA - 4000K	3432.3	27.5 W	70	4,70
	102-0786	LED-16/48W / 1050 mA - 2200K	5023.1	55 W	70	4,70
	102-0787	LED-16/48W / 1050 mA - 2700K	5023.1	55 W	80	4,70
	102-0787-70	LED-16/48W / 1050 mA - 2700K	5425	55 W	70	4,70
	102-0788	LED-16/48W / 1050 mA - 3000K	5425	55 W	80	4,70
	102-0788-70	LED-16/48W / 1050 mA - 3000K	6161.7	55 W	70	4,70
	102-0789	LED-16/48W / 1050 mA - 4000K	5759.9	55 W	80	4,70
	102-0789-70	LED-16/48W / 1050 mA - 4000K	6563.6	55 W	70	4,70
asymmetric, side throw [S70]	102-0430	LED-8/8W / 350 mA - 2200K	989.9	9.5 W	70	4,70
	102-0431	LED-8/8W / 350 mA - 2700K	989.9	9.5 W	80	4,70
	102-0431-70	LED-8/8W / 350 mA - 2700K	1058.1	9.5 W	70	4,70
	102-0432	LED-8/8W / 350 mA - 3000K	1058.1	9.5 W	80	4,70
	102-0432-70	LED-8/8W / 350 mA - 3000K	1228.8	9.5 W	70	4,70
	102-0433	LED-8/8W / 350 mA - 4000K	1160.5	9.5 W	80	4,70
	102-0433-70	LED-8/8W / 350 mA - 4000K	1297	9.5 W	70	4,70
	102-0478	LED-16/16W / 350 mA - 2200K	1894.2	18 W	70	4,70
	102-0479	LED-16/16W / 350 mA - 2700K	1894.2	18 W	80	4,70
	102-0479-70	LED-16/16W / 350 mA - 2700K	2024.9	18 W	70	4,70
	102-0480	LED-16/16W / 350 mA - 3000K	2024.9	18 W	80	4,70
	102-0480-70	LED-16/16W / 350 mA - 3000K	2351.4	18 W	70	4,70
	102-0481	LED-16/16W / 350 mA - 4000K	2220.8	18 W	80	4,70
	102-0481-70	LED-16/16W / 350 mA - 4000K	2482.1	18 W	70	4,70
	102-0526	LED-8/12W / 500 mA - 2200K	1365.3	13.5 W	70	4,70
	102-0527	LED-8/12W / 500 mA - 2700K	1365.3	13.5 W	80	4,70
	102-0527-70	LED-8/12W / 500 mA - 2700K	1467.7	13.5 W	70	4,70
	102-0528	LED-8/12W / 500 mA - 3000K	1467.7	13.5 W	80	4,70
	102-0528-70	LED-8/12W / 500 mA - 3000K	1672.5	13.5 W	70	4,70
	102-0529	LED-8/12W / 500 mA - 4000K	1570.1	13.5 W	80	4,70
	102-0529-70	LED-8/12W / 500 mA - 4000K	1774.9	13.5 W	70	4,70
	102-0574	LED-16/24W / 500 mA - 2200K	2612.7	26 W	70	4,70
	102-0575	LED-16/24W / 500 mA - 2700K	2612.7	26 W	80	4,70
	102-0575-70	LED-16/24W / 500 mA - 2700K	2808.7	26 W	70	4,70
	102-0576	LED-16/24W / 500 mA - 3000K	2808.7	26 W	80	4,70
	102-0576-70	LED-16/24W / 500 mA - 3000K	3200.6	26 W	70	4,70
	102-0577	LED-16/24W / 500 mA - 4000K	3004.6	26 W	80	4,70


Lichtverteilung	Artikelnummer	Lichtquelle	Bemes- sungslicht- strom	Bemes- sungsleis- tung	CRI	Gewicht (kg)
	102-0577-70	LED-16/24W / 500 mA - 4000K	3396.5	26 W	70	4,70
	102-0622	LED-8/16W / 700 mA - 2200K	1755.4	18 W	70	4,70
	102-0623	LED-8/16W / 700 mA - 2700K	1755.4	18 W	80	4,70
	102-0623-70	LED-8/16W / 700 mA - 2700K	1885.5	18 W	70	4,70
	102-0624	LED-8/16W / 700 mA - 3000K	1885.5	18 W	80	4,70
	102-0624-70	LED-8/16W / 700 mA - 3000K	2145.5	18 W	70	4,70
	102-0625	LED-8/16W / 700 mA - 4000K	2015.5	18 W	80	4,70
	102-0625-70	LED-8/16W / 700 mA - 4000K	2275.6	18 W	70	4,70
	102-0670	LED-16/32W / 700 mA - 2200K	3359.3	35 W	70	4,70
	102-0671	LED-16/32W / 700 mA - 2700K	3359.3	35 W	80	4,70
	102-0671-70	LED-16/32W / 700 mA - 2700K	3608.1	35 W	70	4,70
	102-0672	LED-16/32W / 700 mA - 3000K	3608.1	35 W	80	4,70
	102-0672-70	LED-16/32W / 700 mA - 3000K	4105.8	35 W	70	4,70
	102-0673	LED-16/32W / 700 mA - 4000K	3857	35 W	80	4,70
	102-0673-70	LED-16/32W / 700 mA - 4000K	4354.6	35 W	70	4,70
	102-0718	LED-8/24W / 1050 mA - 2200K	2438.1	27.5 W	70	4,70
	102-0719	LED-8/24W / 1050 mA - 2700K	2438.1	27.5 W	80	4,70
	102-0719-70	LED-8/24W / 1050 mA - 2700K	2633.2	27.5 W	70	4,70
	102-0720	LED-8/24W / 1050 mA - 3000K	2633.2	27.5 W	80	4,70
	102-0720-70	LED-8/24W / 1050 mA - 3000K	2990.8	27.5 W	70	4,70
	102-0721	LED-8/24W / 1050 mA - 4000K	2795.7	27.5 W	80	4,70
	102-0721-70	LED-8/24W / 1050 mA - 4000K	3185.8	27.5 W	70	4,70
	102-0766	LED-16/48W / 1050 mA - 2200K	4665.7	55 W	70	4,70
	102-0767	LED-16/48W / 1050 mA - 2700K	4665.7	55 W	80	4,70
	102-0767-70	LED-16/48W / 1050 mA - 2700K	5038.9	55 W	70	4,70
	102-0768	LED-16/48W / 1050 mA - 3000K	5038.9	55 W	80	4,70
	102-0768-70	LED-16/48W / 1050 mA - 3000K	5723.2	55 W	70	4,5
	102-0769	LED-16/48W / 1050 mA - 4000K	5350	55 W	80	4,70
	102-0769-70	LED-16/48W / 1050 mA - 4000K	6096.5	55 W	70	4,70
asymmetric, side throw beam [S65]	102-0426	LED-8/8W / 350 mA - 2200K	1078.9	9.5 W	70	4,70
	102-0427	LED-8/8W / 350 mA - 2700K	1078.9	9.5 W	80	4,70
	102-0427-70	LED-8/8W / 350 mA - 2700K	1153.3	9.5 W	70	4,70
	102-0428	LED-8/8W / 350 mA - 3000K	1153.3	9.5 W	80	4,70
	102-0428-70	LED-8/8W / 350 mA - 3000K	1339.4	9.5 W	70	4,70
	102-0429	LED-8/8W / 350 mA - 4000K	1265	9.5 W	80	4,70




Lichtverteilung	Artikelnummer	Lichtquelle	Bemes- sungslicht- strom	Bemes- sungsleis- tung	CRI	Gewicht (kg)
	102-0429-70	LED-8/8W / 350 mA - 4000K	1413.8	9.5 W	70	4,70
	102-0474	LED-16/16W / 350 mA - 2200K	2051.3	18 W	70	4,70
	102-0475	LED-16/16W / 350 mA - 2700K	2051.3	18 W	80	4,70
	102-0475-70	LED-16/16W / 350 mA - 2700K	2192.8	18 W	70	4,70
	102-0476	LED-16/16W / 350 mA - 3000K	2192.8	18 W	80	4,70
	102-0476-70	LED-16/16W / 350 mA - 3000K	2546.5	18 W	70	4,70
	102-0477	LED-16/16W / 350 mA - 4000K	2405	18 W	80	4,70
	102-0477-70	LED-16/16W / 350 mA - 4000K	2687.9	18 W	70	4,70
	102-0522	LED-8/12W / 500 mA - 2200K	1488.2	13.5 W	70	4,70
	102-0523	LED-8/12W / 500 mA - 2700K	1488.2	13.5 W	80	4,70
	102-0523-70	LED-8/12W / 500 mA - 2700K	1599.8	13.5 W	70	4,70
	102-0524	LED-8/12W / 500 mA - 3000K	1599.8	13.5 W	80	4,70
	102-0524-70	LED-8/12W / 500 mA - 3000K	1823	13.5 W	70	4,70
	102-0525	LED-8/12W / 500 mA - 4000K	1711.4	13.5 W	80	4,70
	102-0525-70	LED-8/12W / 500 mA - 4000K	1934.6	13.5 W	70	4,70
	102-0570	LED-16/24W / 500 mA - 2200K	2829.4	26 W	70	4,70
	102-0571	LED-16/24W / 500 mA - 2700K	2829.4	26 W	80	4,70
	102-0571-70	LED-16/24W / 500 mA - 2700K	3041.6	26 W	70	4,70
	102-0572	LED-16/24W / 500 mA - 3000K	3041.6	26 W	80	4,70
	102-0572-70	LED-16/24W / 500 mA - 3000K	3466	26 W	70	4,70
	102-0573	LED-16/24W / 500 mA - 4000K	3253.8	26 W	80	4,70
	102-0573-70	LED-16/24W / 500 mA - 4000K	3678.2	26 W	70	4,70
	102-0618	LED-8/16W / 700 mA - 2200K	1913.4	18 W	70	4,70
	102-0619	LED-8/16W / 700 mA - 2700K	1913.4	18 W	80	4,70
	102-0619-70	LED-8/16W / 700 mA - 2700K	2055.2	18 W	70	4,70
	102-0620	LED-8/16W / 700 mA - 3000K	2055.2	18 W	80	4,70
	102-0620-70	LED-8/16W / 700 mA - 3000K	2338.6	18 W	70	4,70
	102-0621	LED-8/16W / 700 mA - 4000K	2196.9	18 W	80	4,70
	102-0621-70	LED-8/16W / 700 mA - 4000K	2480.4	18 W	70	4,70
	102-0666	LED-16/32W / 700 mA - 2200K	3637.9	35 W	70	4,70
	102-0667	LED-16/32W / 700 mA - 2700K	3637.9	35 W	80	4,70
	102-0667-70	LED-16/32W / 700 mA - 2700K	3907.4	35 W	70	4,70
	102-0668	LED-16/32W / 700 mA - 3000K	3907.4	35 W	80	4,70
	102-0668-70	LED-16/32W / 700 mA - 3000K	4446.3	35 W	70	4,70
	102-0669	LED-16/32W / 700 mA - 4000K	4176.8	35 W	80	4,70


Lichtverteilung	Artikelnummer	Lichtquelle	Bemes- sungslicht- strom	Bemes- sungsleis- tung	CRI	Gewicht (kg)
	102-0669-70	LED-16/32W / 700 mA - 4000K	4715.8	35 W	70	4,70
	102-0714	LED-8/24W / 1050 mA - 2200K	2657.5	27.5 W	70	4,70
	102-0715	LED-8/24W / 1050 mA - 2700K	2657.5	27.5 W	80	4,70
	102-0715-70	LED-8/24W / 1050 mA - 2700K	2870.1	27.5 W	70	4,70
	102-0716	LED-8/24W / 1050 mA - 3000K	2870.1	27.5 W	80	4,70
	102-0716-70	LED-8/24W / 1050 mA - 3000K	3259.9	27.5 W	70	4,70
	102-0717	LED-8/24W / 1050 mA - 4000K	3047.3	27.5 W	80	4,70
	102-0717-70	LED-8/24W / 1050 mA - 4000K	3472.5	27.5 W	70	4,70
	102-0762	LED-16/48W / 1050 mA - 2200K	5052.6	55 W	70	4,70
	102-0763	LED-16/48W / 1050 mA - 2700K	5052.6	55 W	80	4,70
	102-0763-70	LED-16/48W / 1050 mA - 2700K	5456.8	55 W	70	4,70
	102-0764	LED-16/48W / 1050 mA - 3000K	5456.8	55 W	80	4,70
	102-0764-70	LED-16/48W / 1050 mA - 3000K	6197.9	55 W	70	4,70
	102-0765	LED-16/48W / 1050 mA - 4000K	5793.7	55 W	80	4,70
	102-0765-70	LED-16/48W / 1050 mA - 4000K	6602.1	55 W	70	4,70
asymmetrisch seitlich [S61]	102-0422	LED-8/8W / 350 mA - 2200K	1061.8	9.5 W	70	4,70
	102-0423	LED-8/8W / 350 mA - 2700K	1061.8	9.5 W	80	4,70
	102-0423-70	LED-8/8W / 350 mA - 2700K	1135	9.5 W	70	4,70
	102-0424	LED-8/8W / 350 mA - 3000K	1135	9.5 W	80	4,70
	102-0424-70	LED-8/8W / 350 mA - 3000K	1318.1	9.5 W	70	4,70
	102-0425	LED-8/8W / 350 mA - 4000K	1244.9	9.5 W	80	4,70
	102-0425-70	LED-8/8W / 350 mA - 4000K	1391.3	9.5 W	70	4,70
	102-0470	LED-16/16W / 350 mA - 2200K	2037.5	18 W	70	4,70
	102-0471	LED-16/16W / 350 mA - 2700K	2037.5	18 W	80	4,70
	102-0471-70	LED-16/16W / 350 mA - 2700K	2178	18 W	70	4,70
	102-0472	LED-16/16W / 350 mA - 3000K	2178	18 W	80	4,70
	102-0472-70	LED-16/16W / 350 mA - 3000K	2529.3	18 W	70	4,70
	102-0473	LED-16/16W / 350 mA - 4000K	2388.8	18 W	80	4,70
	102-0473-70	LED-16/16W / 350 mA - 4000K	2669.9	18 W	70	4,70
	102-0518	LED-8/12W / 500 mA - 2200K	1464.6	13.5 W	70	4,70
	102-0519	LED-8/12W / 500 mA - 2700K	1464.6	13.5 W	80	4,70
	102-0519-70	LED-8/12W / 500 mA - 2700K	1574.4	13.5 W	70	4,70
	102-0520	LED-8/12W / 500 mA - 3000K	1574.4	13.5 W	80	4,70
	102-0520-70	LED-8/12W / 500 mA - 3000K	1794.1	13.5 W	70	4,70
	102-0521	LED-8/12W / 500 mA - 4000K	1684.2	13.5 W	80	4,70

Lichtverteilung	Artikelnummer	Lichtquelle	Bemes- sungslicht- strom	Bemes- sungsleis- tung	CRI	Gewicht (kg)
	102-0521-70	LED-8/12W / 500 mA - 4000K	1903.9	13.5 W	70	4,70
	102-0566	LED-16/24W / 500 mA - 2200K	2810.4	26 W	70	4,70
	102-0567	LED-16/24W / 500 mA - 2700K	2810.4	26 W	80	4,70
	102-0567-70	LED-16/24W / 500 mA - 2700K	3021.2	26 W	70	4,70
	102-0568	LED-16/24W / 500 mA - 3000K	3021.2	26 W	80	4,70
	102-0568-70	LED-16/24W / 500 mA - 3000K	3442.7	26 W	70	4,70
	102-0569	LED-16/24W / 500 mA - 4000K	3231.9	26 W	80	4,70
	102-0569-70	LED-16/24W / 500 mA - 4000K	3653.5	26 W	70	4,70
	102-0614	LED-8/16W / 700 mA - 2200K	1883.1	18 W	70	4,70
	102-0615	LED-8/16W / 700 mA - 2700K	1883.1	18 W	80	4,70
	102-0615-70	LED-8/16W / 700 mA - 2700K	2022.5	18 W	70	4,70
	102-0616	LED-8/16W / 700 mA - 3000K	2022.5	18 W	80	4,70
	102-0616-70	LED-8/16W / 700 mA - 3000K	2301.5	18 W	70	4,70
	102-0617	LED-8/16W / 700 mA - 4000K	2162	18 W	80	4,70
	102-0662	LED-16/32W / 700 mA - 2200K	3613.5	35 W	70	4,70
	102-0663	LED-16/32W / 700 mA - 2700K	3613.5	35 W	80	4,70
	102-0663-70	LED-16/32W / 700 mA - 2700K	3881.1	35 W	70	4,70
	102-0664	LED-16/32W / 700 mA - 3000K	3881.1	35 W	80	4,70
	102-0664-70	LED-16/32W / 700 mA - 3000K	4416.5	35 W	70	4,70
	102-0665	LED-16/32W / 700 mA - 4000K	4148.8	35 W	80	4,70
	102-0665-70	LED-16/32W / 700 mA - 4000K	4684.1	35 W	70	4,70
	102-0710	LED-8/24W / 1050 mA - 2200K	2615.4	27.5 W	70	4,70
	102-0711	LED-8/24W / 1050 mA - 2700K	2615.4	27.5 W	80	4,70
	102-0711-70	LED-8/24W / 1050 mA - 2700K	2824.6	27.5 W	70	4,70
	102-0712	LED-8/24W / 1050 mA - 3000K	2824.6	27.5 W	80	4,70
	102-0712-70	LED-8/24W / 1050 mA - 3000K	3208.2	27.5 W	70	4,70
	102-0713	LED-8/24W / 1050 mA - 4000K	2998.9	27.5 W	80	4,70
	102-0713-70	LED-8/24W / 1050 mA - 4000K	3417.4	27.5 W	70	4,70
	102-0758	LED-16/48W / 1050 mA - 2200K	5018.7	55 W	70	4,70
	102-0759	LED-16/48W / 1050 mA - 2700K	5018.7	55 W	80	4,70
	102-0759-70	LED-16/48W / 1050 mA - 2700K	5420.2	55 W	70	4,70
	102-0760	LED-16/48W / 1050 mA - 3000K	5420.2	55 W	80	4,70
	102-0760-70	LED-16/48W / 1050 mA - 3000K	6156.3	55 W	70	4,70
	102-0761	LED-16/48W / 1050 mA - 4000K	5754.8	55 W	80	4,70
	102-0761-70	LED-16/48W / 1050 mA - 4000K	6557.8	55 W	70	4,70


Lichtverteilung	Artikelnummer	Lichtquelle	Bemes- sungslicht- strom	Bemes- sungsleis- tung	CRI	Gewicht (kg)
asymmetrisch seitlich [S66] 	102-0458	LED-8/8W / 350 mA - 2200K	1053.1	9.5 W	70	4,70
	102-0459	LED-8/8W / 350 mA - 2700K	1053.1	9.5 W	80	4,70
	102-0459-70	LED-8/8W / 350 mA - 2700K	1125.7	9.5 W	70	4,70
	102-0460	LED-8/8W / 350 mA - 3000K	1125.7	9.5 W	80	4,70
	102-0460-70	LED-8/8W / 350 mA - 3000K	1307.3	9.5 W	70	4,70
	102-0461	LED-8/8W / 350 mA - 4000K	1234.6	9.5 W	80	4,70
	102-0461-70	LED-8/8W / 350 mA - 4000K	1379.9	9.5 W	70	4,70
	102-0506	LED-16/16W / 350 mA - 2200K	2013.3	18 W	70	4,70
	102-0507	LED-16/16W / 350 mA - 2700K	2013.3	18 W	80	4,70
	102-0507-70	LED-16/16W / 350 mA - 2700K	2152.2	18 W	70	4,70
	102-0508	LED-16/16W / 350 mA - 3000K	2152.2	18 W	80	4,70
	102-0508-70	LED-16/16W / 350 mA - 3000K	2499.3	18 W	70	4,70
	102-0509	LED-16/16W / 350 mA - 4000K	2360.4	18 W	80	4,70
	102-0509-70	LED-16/16W / 350 mA - 4000K	2638.1	18 W	70	4,70
	102-0554	LED-8/12W / 500 mA - 2200K	1452.5	13.5 W	70	4,70
	102-0555	LED-8/12W / 500 mA - 2700K	1452.5	13.5 W	80	4,70
	102-0555-70	LED-8/12W / 500 mA - 2700K	1561.5	13.5 W	80	4,70
	102-0556	LED-8/12W / 500 mA - 3000K	1561.5	13.5 W	80	4,70
	102-0556-70	LED-8/12W / 500 mA - 3000K	1779.3	13.5 W	70	4,70
	102-0557	LED-8/12W / 500 mA - 4000K	1670.4	13.5 W	80	4,70
	102-0557-70	LED-8/12W / 500 mA - 4000K	1888.3	13.5 W	70	4,70
	102-0602	LED-16/24W / 500 mA - 2200K	2777	26 W	70	4,70
	102-0603	LED-16/24W / 500 mA - 2700K	2777	26 W	80	4,70
	102-0603-70	LED-16/24W / 500 mA - 2700K	2985.3	26 W	70	4,70
	102-0604	LED-16/24W / 500 mA - 3000K	2985.3	26 W	80	4,70
	102-0604-70	LED-16/24W / 500 mA - 3000K	3401.8	26 W	70	4,70
	102-0605	LED-16/24W / 500 mA - 4000K	3193.5	26 W	80	4,70
	102-0605-70	LED-16/24W / 500 mA - 4000K	3610.1	26 W	70	4,70
	102-0650	LED-8/16W / 700 mA - 2200K	1867.6	18 W	70	4,70
	102-0651	LED-8/16W / 700 mA - 2700K	1867.6	18 W	80	4,70
	102-0651-70	LED-8/16W / 700 mA - 2700K	2005.9	18 W	70	4,70
	102-0652	LED-8/16W / 700 mA - 3000K	2005.9	18 W	80	4,70
102-0652-70	LED-8/16W / 700 mA - 3000K	2282.6	18 W	70	4,70	
102-0653	LED-8/16W / 700 mA - 4000K	2144.3	18 W	80	4,70	
102-0653-70	LED-8/16W / 700 mA - 4000K	2420.9	18 W	70	4,70	

Lichtverteilung	Artikelnummer	Lichtquelle	Bemes- sungslicht- strom	Bemes- sungsleis- tung	CRI	Gewicht (kg)
	102-0698	LED-16/32W / 700 mA - 2200K	3570.5	35 W	70	4,70
	102-0699	LED-16/32W / 700 mA - 2700K	3570.5	35 W	80	4,70
	102-0699-70	LED-16/32W / 700 mA - 2700K	3835	35 W	70	4,70
	102-0700	LED-16/32W / 700 mA - 3000K	3835	35 W	80	4,70
	102-0700-70	LED-16/32W / 700 mA - 3000K	4364	35 W	70	4,70
	102-0701	LED-16/32W / 700 mA - 4000K	4099.5	35 W	80	4,70
	102-0701-70	LED-16/32W / 700 mA - 4000K	4628.5	35 W	80	4,70
	102-0746	LED-8/24W / 1050 mA - 2200K	2593.9	27.5 W	70	4,70
	102-0747	LED-8/24W / 1050 mA - 2700K	2593.9	27.5 W	80	4,70
	102-0747-70	LED-8/24W / 1050 mA - 2700K	2801.4	27.5 W	70	4,70
	102-0748	LED-8/24W / 1050 mA - 3000K	2801.4	27.5 W	80	4,70
	102-0748-70	LED-8/24W / 1050 mA - 3000K	3181.8	27.5 W	70	4,70
	102-0749	LED-8/24W / 1050 mA - 4000K	2974.3	27.5 W	80	4,70
	102-0749-70	LED-8/24W / 1050 mA - 4000K	3389.3	27.5 W	70	4,70
	102-0794	LED-16/48W / 1050 mA - 2200K	4959.1	55 W	70	4,70
	102-0795	LED-16/48W / 1050 mA - 2700K	4959.1	55 W	80	4,70
	102-0795-70	LED-16/48W / 1050 mA - 2700K	5355.8	55 W	70	4,5
	102-0796	LED-16/48W / 1050 mA - 3000K	5355.8	55 W	80	4,70
	102-0796-70	LED-16/48W / 1050 mA - 3000K	6083.1	55 W	70	4,70
	102-0797	LED-16/48W / 1050 mA - 4000K	5686.4	55 W	80	4,70
	102-0797-70	LED-16/48W / 1050 mA - 4000K	6479.8	55 W	70	4,70
asymmetrisch seitlich [S71]	102-0462	LED-8/8W / 350 mA - 2200K	903.3	9.5 W	70	4,70
	102-0463	LED-8/8W / 350 mA - 2700K	903.3	9.5 W	80	4,70
	102-0463-70	LED-8/8W / 350 mA - 2700K	965.6	9.5 W	70	4,70
	102-0464	LED-8/8W / 350 mA - 3000K	965.6	9.5 W	80	4,70
	102-0464-70	LED-8/8W / 350 mA - 3000K	1121.3	9.5 W	70	4,70
	102-0465	LED-8/8W / 350 mA - 4000K	1059	9.5 W	80	4,70
	102-0465-70	LED-8/8W / 350 mA - 4000K	1183.6	9.5 W	80	4,70
	102-0510	LED-16/16W / 350 mA - 2200K	1772.4	18 W	70	4,70
	102-0511	LED-16/16W / 350 mA - 2700K	1772.4	18 W	80	4,70
	102-0511-70	LED-16/16W / 350 mA - 2700K	1894.6	18 W	70	4,70
	102-0512	LED-16/16W / 350 mA - 3000K	1894.6	18 W	80	4,70
	102-0512-70	LED-16/16W / 350 mA - 3000K	2200.2	18 W	70	4,70
	102-0513	LED-16/16W / 350 mA - 4000K	2078	18 W	80	4,70
	102-0513-70	LED-16/16W / 350 mA - 4000K	2322.5	18 W	70	4,70


Lichtverteilung	Artikelnummer	Lichtquelle	Bemes- sungslicht- strom	Bemes- sungsleis- tung	CRI	Gewicht (kg)
	102-0558	LED-8/12W / 500 mA - 2200K	1245.9	13.5 W	70	4,70
	102-0559	LED-8/12W / 500 mA - 2700K	1245.9	13.5 W	80	4,70
	102-0559-70	LED-8/12W / 500 mA - 2700K	1339.3	13.5 W	70	4,70
	102-0560	LED-8/12W / 500 mA - 3000K	1339.3	13.5 W	80	4,70
	102-0560-70	LED-8/12W / 500 mA - 3000K	1526.2	13.5 W	70	4,70
	102-0561	LED-8/12W / 500 mA - 4000K	1432.8	13.5 W	80	4,70
	102-0561-70	LED-8/12W / 500 mA - 4000K	1619.6	13.5 W	70	4,70
	102-0606	LED-16/24W / 500 mA - 2200K	2444.7	26 W	70	4,70
	102-0607	LED-16/24W / 500 mA - 2700K	2444.7	26 W	80	4,70
	102-0607-70	LED-16/24W / 500 mA - 2700K	2628.1	26 W	70	4,70
	102-0608	LED-16/24W / 500 mA - 3000K	2628.1	26 W	80	4,70
	102-0608-70	LED-16/24W / 500 mA - 3000K	2994.8	26 W	70	4,70
	102-0609	LED-16/24W / 500 mA - 4000K	2811.4	26 W	80	4,70
	102-0609-70	LED-16/24W / 500 mA - 4000K	3178.1	26 W	70	4,70
	102-0654	LED-8/16W / 700 mA - 2200K	1601.9	18 W	70	4,70
	102-0655	LED-8/16W / 700 mA - 2700K	1601.9	18 W	80	4,70
	102-0655-70	LED-8/16W / 700 mA - 2700K	1720.5	18 W	70	4,70
	102-0656	LED-8/16W / 700 mA - 3000K	1720.5	18 W	80	4,70
	102-0656-70	LED-8/16W / 700 mA - 3000K	1957.9	18 W	70	4,70
	102-0657	LED-8/16W / 700 mA - 4000K	1839.2	18 W	80	4,70
	102-0657-70	LED-8/16W / 700 mA - 4000K	2076.5	18 W	70	4,70
	102-0702	LED-16/32W / 700 mA - 2200K	3143.3	35 W	70	4,70
	102-0703	LED-16/32W / 700 mA - 2700K	3143.3	35 W	80	4,70
	102-0703-70	LED-16/32W / 700 mA - 2700K	3376.1	35 W	70	4,70
	102-0704	LED-16/32W / 700 mA - 3000K	3376.1	35 W	80	4,70
	102-0704-70	LED-16/32W / 700 mA - 3000K	3841.8	35 W	70	4,70
	102-0705	LED-16/32W / 700 mA - 4000K	3609	35 W	80	4,70
	102-0705-70	LED-16/32W / 700 mA - 4000K	4074.7	35 W	70	4,70
	102-0750	LED-8/24W / 1050 mA - 2200K	2224.8	27.5 W	70	4,70
	102-0751	LED-8/24W / 1050 mA - 2700K	2224.8	27.5 W	80	4,70
	102-0751-70	LED-8/24W / 1050 mA - 2700K	2402.8	27.5 W	70	4,70
	102-0752	LED-8/24W / 1050 mA - 3000K	2402.8	27.5 W	80	4,70
	102-0752-70	LED-8/24W / 1050 mA - 3000K	2729.1	27.5 W	70	4,70
	102-0753	LED-8/24W / 1050 mA - 4000K	2551.1	27.5 W	80	4,70
	102-0753-70	LED-8/24W / 1050 mA - 4000K	2907.1	27.5 W	70	4,70

Lichtverteilung	Artikelnummer	Lichtquelle	Bemes- sungslicht- strom	Bemes- sungsleis- tung	CRI	Gewicht (kg)
	102-0798	LED-16/48W / 1050 mA - 2200K	4365.7	55 W	70	4,70
	102-0799	LED-16/48W / 1050 mA - 2700K	4365.7	55 W	80	4,70
	102-0799-70	LED-16/48W / 1050 mA - 2700K	4715	55 W	70	4,70
	102-0800	LED-16/48W / 1050 mA - 3000K	4715	55 W	80	4,70
	102-0800-70	LED-16/48W / 1050 mA - 3000K	5355.3	55 W	70	4,70
	102-0801	LED-16/48W / 1050 mA - 4000K	5006	55 W	80	4,70
	102-0801-70	LED-16/48W / 1050 mA - 4000K	5704.5	55 W	70	4,70
asymmetrisch seitlich, engstrahlend [P66]	102-0438	LED-8/8W / 350 mA - 2200K	985.9	9.5 W	70	4,70
	102-0439	LED-8/8W / 350 mA - 2700K	985.9	9.5 W	80	4,70
	102-0439-70	LED-8/8W / 350 mA - 2700K	1053.9	9.5 W	70	4,70
	102-0440	LED-8/8W / 350 mA - 3000K	1053.9	9.5 W	80	4,70
	102-0440-70	LED-8/8W / 350 mA - 3000K	1223.9	9.5 W	70	4,70
	102-0441	LED-8/8W / 350 mA - 4000K	1155.9	9.5 W	80	4,70
	102-0441-70	LED-8/8W / 350 mA - 4000K	1291.9	9.5 W	70	4,70
	102-0486	LED-16/16W / 350 mA - 2200K	1882.3	18 W	70	4,70
	102-0487	LED-16/16W / 350 mA - 2700K	1882.3	18 W	80	4,70
	102-0487-70	LED-16/16W / 350 mA - 2700K	2012.1	18 W	70	4,70
	102-0488	LED-16/16W / 350 mA - 3000K	2012.1	18 W	80	4,70
	102-0488-70	LED-16/16W / 350 mA - 3000K	2336.6	18 W	70	4,70
	102-0489	LED-16/16W / 350 mA - 4000K	2206.8	18 W	80	4,70
	102-0489-70	LED-16/16W / 350 mA - 4000K	2466.5	18 W	70	4,70
	102-0534	LED-8/12W / 500 mA - 2200K	1359.9	13.5 W	70	4,70
	102-0535	LED-8/12W / 500 mA - 2700K	1359.9	13.5 W	80	4,70
	102-0535-70	LED-8/12W / 500 mA - 2700K	1461.8	13.5 W	70	4,70
	102-0536	LED-8/12W / 500 mA - 3000K	1461.8	13.5 W	80	4,70
	102-0536-70	LED-8/12W / 500 mA - 3000K	1665.8	13.5 W	70	4,70
	102-0537	LED-8/12W / 500 mA - 4000K	1563.8	13.5 W	80	4,70
	102-0537-70	LED-8/12W / 500 mA - 4000K	1767.8	13.5 W	70	4,70
	102-0582	LED-16/24W / 500 mA - 2200K	2596.3	26 W	70	4,70
	102-0583	LED-16/24W / 500 mA - 2700K	2596.3	26 W	80	4,70
	102-0583-70	LED-16/24W / 500 mA - 2700K	2791	26 W	70	4,70
	102-0584	LED-16/24W / 500 mA - 3000K	2791	26 W	80	4,70
	102-0584-70	LED-16/24W / 500 mA - 3000K	3180.4	26 W	70	4,70
	102-0585	LED-16/24W / 500 mA - 4000K	2985.7	26 W	80	4,70
	102-0585-70	LED-16/24W / 500 mA - 4000K	3375.1	26 W	70	4,70


Lichtverteilung	Artikelnummer	Lichtquelle	Bemes- sungslicht- strom	Bemes- sungsleis- tung	CRI	Gewicht (kg)
	102-0630	LED-8/16W / 700 mA - 2200K	1748.4	18 W	70	4,70
	102-0631	LED-8/16W / 700 mA - 2700K	1748.4	18 W	80	4,70
	102-0631-70	LED-8/16W / 700 mA - 2700K	1877.9	18 W	70	4,70
	102-0632	LED-8/16W / 700 mA - 3000K	1877.9	18 W	80	4,70
	102-0632-70	LED-8/16W / 700 mA - 3000K	2137	18 W	70	4,70
	102-0633	LED-8/16W / 700 mA - 4000K	2007.5	18 W	80	4,70
	102-0633-70	LED-8/16W / 700 mA - 4000K	2266.5	18 W	70	4,70
	102-0678	LED-16/32W / 700 mA - 2200K	3338.2	35 W	70	4,70
	102-0679	LED-16/32W / 700 mA - 2700K	3338.2	35 W	80	4,70
	102-0679-70	LED-16/32W / 700 mA - 2700K	3585.4	35 W	70	4,70
	102-0680	LED-16/32W / 700 mA - 3000K	3585.4	35 W	80	4,70
	102-0680-70	LED-16/32W / 700 mA - 3000K	4080	35 W	70	4,70
	102-0681	LED-16/32W / 700 mA - 4000K	3832.7	35 W	80	4,70
	102-0681-70	LED-16/32W / 700 mA - 4000K	4327.3	35 W	80	4,70
	102-0726	LED-8/24W / 1050 mA - 2200K	2428.4	27.5 W	70	4,70
	102-0727	LED-8/24W / 1050 mA - 2700K	2428.4	27.5 W	80	4,70
	102-0727-70	LED-8/24W / 1050 mA - 2700K	2622.6	27.5 W	70	4,70
	102-0728	LED-8/24W / 1050 mA - 3000K	2622.6	27.5 W	80	4,70
	102-0728-70	LED-8/24W / 1050 mA - 3000K	2978.8	27.5 W	70	4,70
	102-0729	LED-8/24W / 1050 mA - 4000K	2784.5	27.5 W	80	4,70
	102-0729-70	LED-8/24W / 1050 mA - 4000K	3173.1	27.5 W	70	4,70
	102-0774	LED-16/48W / 1050 mA - 2200K	4636.3	55 W	70	4,70
	102-0775	LED-16/48W / 1050 mA - 2700K	4636.3	55 W	80	4,70
	102-0775-70	LED-16/48W / 1050 mA - 2700K	5007.3	55 W	70	4,70
	102-0776	LED-16/48W / 1050 mA - 3000K	5007.3	55 W	80	4,70
	102-0776-70	LED-16/48W / 1050 mA - 3000K	5687.2	55 W	70	4,70
	102-0777	LED-16/48W / 1050 mA - 4000K	5316.3	55 W	80	4,70
	102-0777-70	LED-16/48W / 1050 mA - 4000K	6058.2	55 W	70	4,70
asymmetrisch vorwärts, mediumstrahlend [A61]	102-0442	LED-8/8W / 350 mA - 2200K	1005.6	9.5 W	70	4,70
	102-0443	LED-8/8W / 350 mA - 2700K	1005.6	9.5 W	80	4,70
	102-0443-70	LED-8/8W / 350 mA - 2700K	1075	9.5 W	70	4,70
	102-0444	LED-8/8W / 350 mA - 3000K	1075	9.5 W	80	4,70
	102-0444-70	LED-8/8W / 350 mA - 3000K	1248.3	9.5 W	70	4,70
	102-0445	LED-8/8W / 350 mA - 4000K	1179	9.5 W	80	4,70
	102-0445-70	LED-8/8W / 350 mA - 4000K	1317.7	9.5 W	70	4,70




Lichtverteilung	Artikelnummer	Lichtquelle	Bemes- sungslicht- strom	Bemes- sungsleis- tung	CRI	Gewicht (kg)
	102-0490	LED-16/16W / 350 mA - 2200K	1947.1	18 W	70	4,70
	102-0491	LED-16/16W / 350 mA - 2700K	1947.1	18 W	80	4,70
	102-0491-70	LED-16/16W / 350 mA - 2700K	2081.4	18 W	70	4,70
	102-0492	LED-16/16W / 350 mA - 3000K	2081.4	18 W	80	4,70
	102-0492-70	LED-16/16W / 350 mA - 3000K	2417.1	18 W	70	4,70
	102-0493	LED-16/16W / 350 mA - 4000K	2282.8	18 W	80	4,70
	102-0493-70	LED-16/16W / 350 mA - 4000K	2551.4	18 W	70	4,70
	102-0538	LED-8/12W / 500 mA - 2200K	1387.1	13.5 W	70	4,70
	102-0539	LED-8/12W / 500 mA - 2700K	1387.1	13.5 W	80	4,70
	102-0539-70	LED-8/12W / 500 mA - 2700K	1491.1	13.5 W	70	4,70
	102-0540	LED-8/12W / 500 mA - 3000K	1491.1	13.5 W	80	4,70
	102-0540-70	LED-8/12W / 500 mA - 3000K	1699.1	13.5 W	70	4,70
	102-0541	LED-8/12W / 500 mA - 4000K	1595.1	13.5 W	80	4,70
	102-0541-70	LED-8/12W / 500 mA - 4000K	1803.2	13.5 W	70	4,70
	102-0586	LED-16/24W / 500 mA - 2200K	2685.7	26 W	70	4,70
	102-0587	LED-16/24W / 500 mA - 2700K	2685.7	26 W	80	4,70
	102-0587-70	LED-16/24W / 500 mA - 2700K	2887.1	26 W	70	4,70
	102-0588	LED-16/24W / 500 mA - 3000K	2887.1	26 W	80	4,70
	102-0588-70	LED-16/24W / 500 mA - 3000K	3290	26 W	70	4,70
	102-0589	LED-16/24W / 500 mA - 4000K	3088.5	26 W	80	4,70
	102-0589-70	LED-16/24W / 500 mA - 4000K	3491.4	26 W	70	4,70
	102-0634	LED-8/16W / 700 mA - 2200K	1783.4	18 W	70	4,70
	102-0635	LED-8/16W / 700 mA - 2700K	1783.4	18 W	80	4,70
	102-0635-70	LED-8/16W / 700 mA - 2700K	1915.5	18 W	70	4,70
	102-0636	LED-8/16W / 700 mA - 3000K	1915.5	18 W	80	4,70
	102-0636-70	LED-8/16W / 700 mA - 3000K	2179.7	18 W	70	4,70
	102-0637	LED-8/16W / 700 mA - 4000K	2047.6	18 W	80	4,70
	102-0637-70	LED-8/16W / 700 mA - 4000K	2311.8	18 W	70	4,70
	102-0682	LED-16/32W / 700 mA - 2200K	3453.1	35 W	70	4,70
	102-0683	LED-16/32W / 700 mA - 2700K	3453.1	35 W	80	4,70
	102-0683-70	LED-16/32W / 700 mA - 2700K	3708.9	35 W	70	4,70
	102-0684	LED-16/32W / 700 mA - 3000K	3708.9	35 W	80	4,70
	102-0684-70	LED-16/32W / 700 mA - 3000K	4220.5	35 W	70	4,70
	102-0685	LED-16/32W / 700 mA - 4000K	3964.7	35 W	80	4,70
	102-0685-70	LED-16/32W / 700 mA - 4000K	4476.3	35 W	70	4,70

Lichtverteilung	Artikelnummer	Lichtquelle	Bemes- sungslicht- strom	Bemes- sungsleis- tung	CRI	Gewicht (kg)
	102-0730	LED-8/24W / 1050 mA - 2200K	2476.9	27.5 W	70	4,70
	102-0731	LED-8/24W / 1050 mA - 2700K	2476.9	27.5 W	80	4,70
	102-0731-70	LED-8/24W / 1050 mA - 2700K	2675.1	27.5 W	70	4,70
	102-0732	LED-8/24W / 1050 mA - 3000K	2675.1	27.5 W	80	4,70
	102-0732-70	LED-8/24W / 1050 mA - 3000K	3038.4	27.5 W	70	4,70
	102-0733	LED-8/24W / 1050 mA - 4000K	2840.2	27.5 W	80	4,70
	102-0733-70	LED-8/24W / 1050 mA - 4000K	3236.5	27.5 W	70	4,70
	102-0778	LED-16/48W / 1050 mA - 2200K	4796	55 W	70	4,70
	102-0779	LED-16/48W / 1050 mA - 2700K	4796	55 W	80	4,70
	102-0779-70	LED-16/48W / 1050 mA - 2700K	5179.7	55 W	70	4,70
	102-0780	LED-16/48W / 1050 mA - 3000K	5179.7	55 W	80	4,70
	102-0780-70	LED-16/48W / 1050 mA - 3000K	5883.1	55 W	70	4,70
	102-0781	LED-16/48W / 1050 mA - 4000K	5499.4	55 W	80	4,70
	102-0781-70	LED-16/48W / 1050 mA - 4000K	6266.8	55 W	70	4,70
quadratisch [Q66]	102-0446	LED-8/8W / 350 mA - 2200K	930.6	9.5 W	70	4,70
	102-0447	LED-8/8W / 350 mA - 2700K	930.6	9.5 W	80	4,70
	102-0447-70	LED-8/8W / 350 mA - 2700K	994.8	9.5 W	70	4,70
	102-0448	LED-8/8W / 350 mA - 3000K	994.8	9.5 W	80	4,70
	102-0448-70	LED-8/8W / 350 mA - 3000K	1155.2	9.5 W	70	4,70
	102-0449	LED-8/8W / 350 mA - 4000K	1091.1	9.5 W	80	4,70
	102-0449-70	LED-8/8W / 350 mA - 4000K	1219.4	9.5 W	70	4,70
	102-0494	LED-16/16W / 350 mA - 2200K	1747.8	18 W	70	4,70
	102-0495	LED-16/16W / 350 mA - 2700K	1747.8	18 W	80	4,70
	102-0495-70	LED-16/16W / 350 mA - 2700K	1868.3	18 W	70	4,70
	102-0496	LED-16/16W / 350 mA - 3000K	1868.3	18 W	80	4,70
	102-0496-70	LED-16/16W / 350 mA - 3000K	2169.7	18 W	70	4,70
	102-0497	LED-16/16W / 350 mA - 4000K	2049.1	18 W	80	4,70
	102-0497-70	LED-16/16W / 350 mA - 4000K	2290.2	18 W	70	4,70
	102-0542	LED-8/12W / 500 mA - 2200K	1283.6	13.5 W	70	4,70
	102-0543	LED-8/12W / 500 mA - 2700K	1283.6	13.5 W	80	4,70
	102-0543-70	LED-8/12W / 500 mA - 2700K	1379.9	13.5 W	70	4,70
	102-0544	LED-8/12W / 500 mA - 3000K	1379.9	13.5 W	80	4,70
	102-0544-70	LED-8/12W / 500 mA - 3000K	1572.4	13.5 W	70	4,70
	102-0545	LED-8/12W / 500 mA - 4000K	1476.1	13.5 W	80	4,70
	102-0545-70	LED-8/12W / 500 mA - 4000K	1668.7	13.5 W	70	4,70

Lichtverteilung	Artikelnummer	Lichtquelle	Bemes- sungslicht- strom	Bemes- sungsleis- tung	CRI	Gewicht (kg)
	102-0590	LED-16/24W / 500 mA - 2200K	2410.8	26 W	70	4,70
	102-0591	LED-16/24W / 500 mA - 2700K	2410.8	26 W	80	4,70
	102-0591-70	LED-16/24W / 500 mA - 2700K	2591.6	26 W	70	4,70
	102-0592	LED-16/24W / 500 mA - 3000K	2591.6	26 W	80	4,70
	102-0592-70	LED-16/24W / 500 mA - 3000K	2953.2	26 W	70	4,70
	102-0593	LED-16/24W / 500 mA - 4000K	2772.4	26 W	80	4,70
	102-0593-70	LED-16/24W / 500 mA - 4000K	3134	26 W	70	4,70
	102-0638	LED-8/16W / 700 mA - 2200K	1650.4	18 W	70	4,70
	102-0639	LED-8/16W / 700 mA - 2700K	1650.4	18 W	80	4,70
	102-0639-70	LED-8/16W / 700 mA - 2700K	1772.6	18 W	70	4,70
	102-0640	LED-8/16W / 700 mA - 3000K	1772.6	18 W	80	4,70
	102-0640-70	LED-8/16W / 700 mA - 3000K	2017.1	18 W	70	4,70
	102-0641	LED-8/16W / 700 mA - 4000K	1894.9	18 W	80	4,70
	102-0641-70	LED-8/16W / 700 mA - 4000K	2139.4	18 W	70	4,70
	102-0686	LED-16/32W / 700 mA - 2200K	3099.6	35 W	70	4,70
	102-0687	LED-16/32W / 700 mA - 2700K	3099.6	35 W	80	4,70
	102-0687-70	LED-16/32W / 700 mA - 2700K	3329.2	35 W	70	4,70
	102-0688	LED-16/32W / 700 mA - 3000K	3329.2	35 W	80	4,70
	102-0688-70	LED-16/32W / 700 mA - 3000K	3788.4	35 W	70	4,70
	102-0689	LED-16/32W / 700 mA - 4000K	3558.8	35 W	80	4,70
	102-0689-70	LED-16/32W / 700 mA - 4000K	4018	35 W	70	4,70
	102-0734	LED-8/24W / 1050 mA - 2200K	2292.2	27.5 W	70	4,70
	102-0735	LED-8/24W / 1050 mA - 2700K	2292.2	27.5 W	80	4,70
	102-0735-70	LED-8/24W / 1050 mA - 2700K	2475.6	27.5 W	70	4,70
	102-0736	LED-8/24W / 1050 mA - 3000K	2475.6	27.5 W	80	4,70
	102-0736-70	LED-8/24W / 1050 mA - 3000K	2811.8	27.5 W	70	4,70
	102-0737	LED-8/24W / 1050 mA - 4000K	2628.4	27.5 W	80	4,70
	102-0737-70	LED-8/24W / 1050 mA - 4000K	2995.2	27.5 W	70	4,70
	102-0782	LED-16/48W / 1050 mA - 2200K	4305	55 W	70	4,70
	102-0783	LED-16/48W / 1050 mA - 2700K	4305	55 W	80	4,70
	102-0783-70	LED-16/48W / 1050 mA - 2700K	4649.4	55 W	70	4,70
	102-0784	LED-16/48W / 1050 mA - 3000K	4649.4	55 W	80	4,70
	102-0784-70	LED-16/48W / 1050 mA - 3000K	5280.8	55 W	70	4,70
	102-0785	LED-16/48W / 1050 mA - 4000K	4936.4	55 W	80	4,70
	102-0785-70	LED-16/48W / 1050 mA - 4000K	5625.2	55 W	70	4,70

Lichtverteilung	Artikelnummer	Lichtquelle	Bemes- sungslicht- strom	Bemes- sungsleis- tung	CRI	Gewicht (kg)
rechteckig, vorwärts gerichtet [R60] 	102-0434	LED-8/8W / 350 mA - 2200K	926.2	9.5 W	70	4,70
	102-0435	LED-8/8W / 350 mA - 2700K	926.2	9.5 W	80	4,70
	102-0435-70	LED-8/8W / 350 mA - 2700K	990.1	9.5 W	70	4,70
	102-0436	LED-8/8W / 350 mA - 3000K	990.1	9.5 W	80	4,70
	102-0436-70	LED-8/8W / 350 mA - 3000K	1149.8	9.5 W	70	4,70
	102-0437	LED-8/8W / 350 mA - 4000K	1085.9	9.5 W	80	4,70
	102-0437-70	LED-8/8W / 350 mA - 4000K	1213.7	9.5 W	70	4,70
	102-0482	LED-16/16W / 350 mA - 2200K	1765.6	18 W	70	4,70
	102-0483	LED-16/16W / 350 mA - 2700K	1765.6	18 W	80	4,70
	102-0483-70	LED-16/16W / 350 mA - 2700K	1887.3	18 W	70	4,70
	102-0484	LED-16/16W / 350 mA - 3000K	1887.3	18 W	80	4,70
	102-0484-70	LED-16/16W / 350 mA - 3000K	2191.7	18 W	70	4,70
	102-0485	LED-16/16W / 350 mA - 4000K	2070	18 W	80	4,70
	102-0485-70	LED-16/16W / 350 mA - 4000K	2313.5	18 W	70	4,70
	102-0530	LED-8/12W / 500 mA - 2200K	1277.5	13.5 W	70	4,70
	102-0531	LED-8/12W / 500 mA - 2700K	1277.5	13.5 W	80	4,70
	102-0531-70	LED-8/12W / 500 mA - 2700K	1373.3	13.5 W	70	4,70
	102-0532	LED-8/12W / 500 mA - 3000K	1373.3	13.5 W	80	4,70
	102-0532-70	LED-8/12W / 500 mA - 3000K	1565	13.5 W	70	4,70
	102-0533	LED-8/12W / 500 mA - 4000K	1469.2	13.5 W	80	4,70
	102-0533-70	LED-8/12W / 500 mA - 4000K	1660.8	13.5 W	70	4,70
	102-0578	LED-16/24W / 500 mA - 2200K	2435.3	26 W	70	4,70
	102-0579	LED-16/24W / 500 mA - 2700K	2435.3	26 W	80	4,70
	102-0579-70	LED-16/24W / 500 mA - 2700K	2617.9	26 W	70	4,70
	102-0580	LED-16/24W / 500 mA - 3000K	2617.9	26 W	80	4,70
	102-0580-70	LED-16/24W / 500 mA - 3000K	2983.2	26 W	70	4,70
	102-0581	LED-16/24W / 500 mA - 4000K	2800.5	26 W	80	4,70
	102-0581-70	LED-16/24W / 500 mA - 4000K	3165.8	26 W	70	4,70
	102-0626	LED-8/16W / 700 mA - 2200K	1642.6	18 W	70	4,70
	102-0627	LED-8/16W / 700 mA - 2700K	1642.6	18 W	80	4,70
	102-0627-70	LED-8/16W / 700 mA - 2700K	1764.2	18 W	70	4,70
	102-0628	LED-8/16W / 700 mA - 3000K	1764.2	18 W	80	4,70
	102-0628-70	LED-8/16W / 700 mA - 3000K	2007.6	18 W	70	4,70
102-0629	LED-8/16W / 700 mA - 4000K	1885.9	18 W	80	4,70	
102-0629-70	LED-8/16W / 700 mA - 4000K	2129.3	18 W	70	4,70	

Lichtverteilung	Artikelnummer	Lichtquelle	Bemes- sungslicht- strom	Bemes- sungsleis- tung	CRI	Gewicht (kg)
	102-0674	LED-16/32W / 700 mA - 2200K	3131.1	35 W	70	4,70
	102-0675	LED-16/32W / 700 mA - 2700K	3131.1	35 W	80	4,70
	102-0675-70	LED-16/32W / 700 mA - 2700K	3363.1	35 W	70	4,70
	102-0676	LED-16/32W / 700 mA - 3000K	3363.1	35 W	80	4,70
	102-0676-70	LED-16/32W / 700 mA - 3000K	3826.9	35 W	70	4,70
	102-0677	LED-16/32W / 700 mA - 4000K	3595	35 W	80	4,70
	102-0677-70	LED-16/32W / 700 mA - 4000K	4058.9	35 W	80	4,70
	102-0722	LED-8/24W / 1050 mA - 2200K	2281.3	27.5 W	70	4,70
	102-0723	LED-8/24W / 1050 mA - 2700K	2281.3	27.5 W	80	4,70
	102-0723-70	LED-8/24W / 1050 mA - 2700K	2463.9	27.5 W	70	4,70
	102-0724	LED-8/24W / 1050 mA - 3000K	2463.9	27.5 W	80	4,70
	102-0724-70	LED-8/24W / 1050 mA - 3000K	2798.5	27.5 W	70	4,70
	102-0725	LED-8/24W / 1050 mA - 4000K	2615.9	27.5 W	80	4,70
	102-0725-70	LED-8/24W / 1050 mA - 4000K	2981	27.5 W	70	4,70
	102-0770	LED-16/48W / 1050 mA - 2200K	4348.8	55 W	70	4,70
	102-0771	LED-16/48W / 1050 mA - 2700K	4348.8	55 W	80	4,70
	102-0771-70	LED-16/48W / 1050 mA - 2700K	4696.7	55 W	70	4,70
	102-0772	LED-16/48W / 1050 mA - 3000K	4696.7	55 W	80	4,70
	102-0772-70	LED-16/48W / 1050 mA - 3000K	5334.5	55 W	70	4,70
	102-0773	LED-16/48W / 1050 mA - 4000K	4986.6	55 W	80	4,70
	102-0773-70	LED-16/48W / 1050 mA - 4000K	5682.4	55 W	70	4,70
rechteckig, vorwärts gerichtet [R61]	102-0466	LED-8/8W / 350 mA - 2200K	888.3	9.5 W	70	4,70
	102-0467	LED-8/8W / 350 mA - 2700K	888.3	9.5 W	80	4,70
	102-0467-70	LED-8/8W / 350 mA - 2700K	949.6	9.5 W	70	4,70
	102-0468	LED-8/8W / 350 mA - 3000K	949.6	9.5 W	80	4,70
	102-0468-70	LED-8/8W / 350 mA - 3000K	1102.8	9.5 W	70	4,70
	102-0469	LED-8/8W / 350 mA - 4000K	1041.5	9.5 W	80	4,70
	102-0469-70	LED-8/8W / 350 mA - 4000K	1164	9.5 W	70	4,70
	102-0514	LED-16/16W / 350 mA - 2200K	1723.6	18 W	70	4,70
	102-0515	LED-16/16W / 350 mA - 2700K	1723.6	18 W	80	4,70
	102-0515-70	LED-16/16W / 350 mA - 2700K	1842.4	18 W	70	4,70
	102-0516	LED-16/16W / 350 mA - 3000K	1842.4	18 W	80	4,70
	102-0516-70	LED-16/16W / 350 mA - 3000K	2139.6	18 W	70	4,70
	102-0517	LED-16/16W / 350 mA - 4000K	2020.7	18 W	80	4,70
	102-0517-70	LED-16/16W / 350 mA - 4000K	2258.5	18 W	70	4,70

Lichtverteilung	Artikelnummer	Lichtquelle	Bemes- sungslicht- strom	Bemes- sungsleis- tung	CRI	Gewicht (kg)
	102-0562	LED-8/12W / 500 mA - 2200K	1225.3	13.5 W	70	4,70
	102-0563	LED-8/12W / 500 mA - 2700K	1225.3	13.5 W	80	4,70
	102-0563-70	LED-8/12W / 500 mA - 2700K	1317.2	13.5 W	70	4,70
	102-0564	LED-8/12W / 500 mA - 3000K	1317.2	13.5 W	80	4,70
	102-0564-70	LED-8/12W / 500 mA - 3000K	1501	13.5 W	70	4,70
	102-0565	LED-8/12W / 500 mA - 4000K	1409.1	13.5 W	80	4,70
	102-0565-70	LED-8/12W / 500 mA - 4000K	1592.9	13.5 W	70	4,70
	102-0610	LED-16/24W / 500 mA - 2200K	2377.3	26 W	70	4,70
	102-0611	LED-16/24W / 500 mA - 2700K	2377.3	26 W	80	4,70
	102-0611-70	LED-16/24W / 500 mA - 2700K	2555.6	26 W	70	4,70
	102-0612	LED-16/24W / 500 mA - 3000K	2555.6	26 W	80	4,70
	102-0612-70	LED-16/24W / 500 mA - 3000K	2912.2	26 W	70	4,70
	102-0613	LED-16/24W / 500 mA - 4000K	2733.9	26 W	80	4,70
	102-0613-70	LED-16/24W / 500 mA - 4000K	3090.5	26 W	70	4,70
	102-0658	LED-8/16W / 700 mA - 2200K	1575.4	18 W	70	4,70
	102-0659	LED-8/16W / 700 mA - 2700K	1575.4	18 W	80	4,70
	102-0659-70	LED-8/16W / 700 mA - 2700K	1692.1	18 W	70	4,70
	102-0660	LED-8/16W / 700 mA - 3000K	1692.1	18 W	80	4,70
	102-0660-70	LED-8/16W / 700 mA - 3000K	1925.5	18 W	70	4,70
	102-0661	LED-8/16W / 700 mA - 4000K	1808.8	18 W	80	4,70
	102-0661-70	LED-8/16W / 700 mA - 4000K	2042.2	18 W	70	4,70
	102-0706	LED-16/32W / 700 mA - 2200K	3056.7	35 W	70	4,70
	102-0707	LED-16/32W / 700 mA - 2700K	3056.7	35 W	80	4,70
	102-0707-70	LED-16/32W / 700 mA - 2700K	3283.1	35 W	70	4,70
	102-0708	LED-16/32W / 700 mA - 3000K	3283.1	35 W	80	4,70
	102-0708-70	LED-16/32W / 700 mA - 3000K	3735.9	35 W	70	4,70
	102-0709	LED-16/32W / 700 mA - 4000K	3509.5	35 W	80	4,70
	102-0709-70	LED-16/32W / 700 mA - 4000K	3962.3	35 W	70	4,70
	102-0754	LED-8/24W / 1050 mA - 2200K	2188.1	27.5 W	70	4,70
	102-0755	LED-8/24W / 1050 mA - 2700K	2188.1	27.5 W	80	4,70
	102-0755-70	LED-8/24W / 1050 mA - 2700K	2363.1	27.5 W	70	4,70
	102-0756	LED-8/24W / 1050 mA - 3000K	2363.1	27.5 W	80	4,70
	102-0756-70	LED-8/24W / 1050 mA - 3000K	2684	27.5 W	70	4,70
	102-0757	LED-8/24W / 1050 mA - 4000K	2509	27.5 W	80	4,70
	102-0757-70	LED-8/24W / 1050 mA - 4000K	2859.1	27.5 W	70	4,70

Lichtverteilung	Artikelnummer	Lichtquelle	Bemes- sungslicht- strom	Bemes- sungsleis- tung	CRI	Gewicht (kg)
	102-0802	LED-16/48W / 1050 mA - 2200K	4245.3	55 W	70	4,70
	102-0803	LED-16/48W / 1050 mA - 2700K	4245.3	55 W	80	4,70
	102-0803-70	LED-16/48W / 1050 mA - 2700K	4585	55 W	70	4,70
	102-0804	LED-16/48W / 1050 mA - 3000K	4585	55 W	80	4,70
	102-0804-70	LED-16/48W / 1050 mA - 3000K	5207.6	55 W	70	4,70
	102-0805	LED-16/48W / 1050 mA - 4000K	4868	55 W	80	4,70
	102-0805-70	LED-16/48W / 1050 mA - 4000K	5547.3	55 W	70	4,70

Steuerung**Eco Step Dim® Advanced**

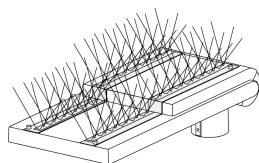
Beschreibung	Artikelnummer
Eco Step Dim® Advanced LED	430-0002

R2C Ready to Connect

Beschreibung	Artikelnummer
R2C Ready to Connect (oben)	430-0019
R2C Ready to Connect (unten)	430-0027
R2C Ready to Connect (top and below)	430-0032

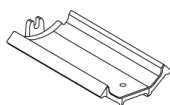
Montagezubehör**Vogelschutz**

Beschreibung	Artikelnummer
BD Vogelabwehr	430-0015



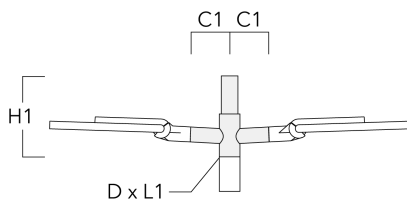
Adapter

Beschreibung	Artikelnummer
Adapter AFL100	102-0392

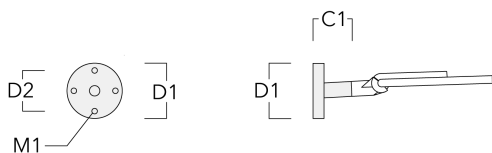


Wand- und Mastausleger RE

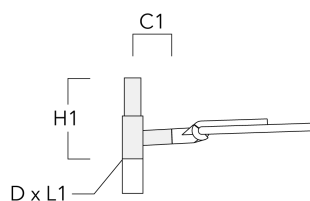
Beschreibung	Artikelnummer	C1	D1	D2	D x L1	H1	M1	Gewicht (kg)
RE2-540 Mastausleger, doppel	111-0043	200			76 x 130	550		5.30



RE0-540 Wandausleger	111-0084	180	230	195			12	3.20
----------------------	----------	-----	-----	-----	--	--	----	------

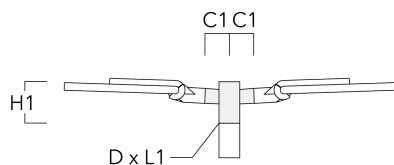


Beschreibung	Artikelnummer	C1	D1	D2	D × L1	H1	M1	Gewicht (kg)
RE1-540 Pole bracket, single	111-0042	200			76 x 130	500		4.60



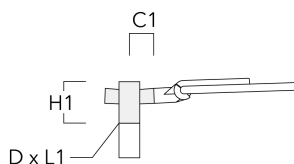
Mastausleger RF

Beschreibung	Artikelnummer	C1	D × L1	H1	Gewicht (kg)
RF2-540 Mastausleger, doppel	111-0047	200	76 x 80	200	3.30



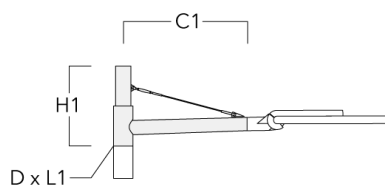
Mastleuchten

Beschreibung	Artikelnummer	C1	D × L1	H1	Gewicht (kg)
RF1-540 Pole bracket, single	111-0046	200	76 x 80	200	2.60

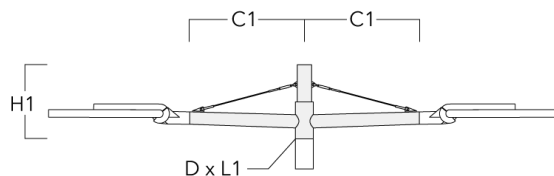


Wand- und Mastausleger RX

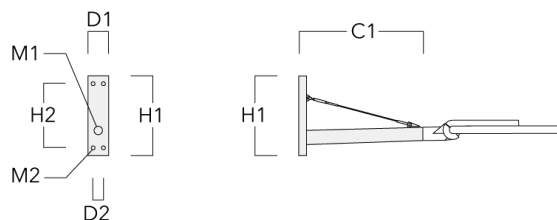
Beschreibung	Artikelnummer	C1	D1	D2	D × L1	H1	H2	M1	M2	Gewicht (kg)
RX1-540 Mastausleger, einfach	111-0054	1000			76 x 130	550				6.8



Beschreibung	Artikelnummer	C1	D1	D2	D x L1	H1	H2	M1	M2	Gewicht (kg)
RX2-540 Mastausleger, doppel	111-0055	1000			76 x 130	550				9.70



RX0-540 Wandausleger	111-0086	1000	140	100		450	385	30	12	5.20
----------------------	----------	------	-----	-----	--	-----	-----	----	----	------



Optisches Zubehör**Backlight shield**

Beschreibung	Artikelnummer	Weitere Informationen
LS180	430-0029	Blendschutz zur Reduktion des rückseitigen Streulichts. Blendschutz werkseitig eingebaut oder als Nachrüstsatz erhältlich. Geeignet für [S61][S66][R61][P66][Q66][A61] Linsen. Bei der Bestellung bitte angeben.

