

### Description

R2S. IP66, Class III. IK08. Marine-grade, die-cast aluminium alloy. 5CE superior corrosion protection including PCS hardware. CCG® Controlled Compression Gasket. Non-reflective flat safety glass cover, hinged. Integral LED driver, PWM interface (DALI, analogue dimming interface on request). The luminaire only has one input for the 24V DC supply voltage. Controls or sensors are not included and must be ordered separately depending on the solar system selected. CAD-optimised optics for superior illumination and glare control. OLC® One LED Concept. Factory installed LED circuit board (Zhaga Book 15 compliant). The luminaire is factory-sealed and does not need to be opened during installation. Can be used as post top or side entry version. Specification at time of order is recommended.

Spigot  $\varnothing$  76 x 100 mm. Spigot  $\varnothing$  60 x 100 mm or 42 x 100 mm option available. Must be indicated during order placement.

Contact WE-EF direct or your local WE-EF sales representative for an individual solution designed to precisely meet your needs.

Photometric files (IES, LDT) for light distributions [S70] [R60] [A61] [P66] with Backlight Shield on request.

# AFL120-R2S

## Pole mounted

**we-ef**

\*\*\* IMPORTANT: Solar Panel not included (Third party supply) \*\*\*

**WE-EF LIGHTING (Thailand) Co., Ltd.**





57 Moo 5, Kingkaew Rd., Bangplee, 10540 Samutprakarn - Phone: +66 2 738 96 20 - Fax: +66 2 738 96 29

<https://we-ef.com/asia>

Subject to technical changes and errors. - Generated on 23/11/2024

**Specifications****Material description**

---

Body	Marine-grade, die-cast aluminium alloy
Lens	Non-reflective safety glass lens
Colours	 RAL9004 Signal black  RAL9007 Grey aluminium  RAL7016 Anthracite grey  RAL9016 Traffic white
Gasket	CCG® Controlled Compression Gasket
Fasteners	PCS Polymer Coated Stainless Steel Hardware
Ingress protection	IP66
Impact resistance	IK08
Corrosion resistance	5CE
Windage	0.146 m <sup>2</sup>

---

**Electrical description**

---

Power supply	24V DC (0 HZ) battery voltage
Driver / Ballast	PWM. DALI and analogue dimming on request
Surge protection	75-100V automatic recovery

---

**Additional information**

---

Lifetime	Ta=25° L90B10 > 90000h
----------	------------------------

---

# AFL120-R2S

Pole mounted

**we-ef**

## Options

### Light distribution



asymmetric, side throw [S70]



rectangular, side throw [R60]



asymmetric, forward throw [A61]



pedestrian/bicycle lane [P66]

### Colour temperature



2700 K



1850 K



3000 K





### Nominal Watt

24 W

27 W

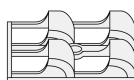
36 W

## Configurations

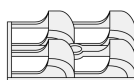
Light distribution	Part ID	Light source	Rated lumens	Rated input power	CRI	Weight (kg)
asymmetric, forward throw [A61] 	102-0832	LED-24/24W / 350 mA - 2700 K	3136.5	26.5 W	80	7.00
	102-0836	LED-24/24W / 350mA - Amber	865.3	20 W	NA	7.00
	102-0840	LED-24/24W / 350 mA - PCA	2379.4	26.5 W	60	7.00
	102-0844	LED-24/36W / 500 mA - 2700K	4120.3	39 W	80	7.00
	102-0848	LED-24/27W / 500mA - Amber	1133.1	30 W	NA	7.00
	102-0852	LED-24/36W / 500mA - PCA	3296.3	39 W	60	7.00
	102-0992	LED-24/24W / 350 mA - 3000 K	3352.9	26.5 W	80	7.00
	102-0996	LED-24/36W / 500 mA - 3000 K	4429.4	39 W	80	7.00
asymmetric, side throw [S70] 	102-0830	LED-24/24W / 350 mA - 2700 K	3229.6	26.5 W	80	7.00
	102-0834	LED-24/24W / 350mA - Amber	890.9	20 W	NA	7.00
	102-0838	LED-24/24W / 350 mA - PCA	2450	26.5 W	60	7.00
	102-0842	LED-24/36W / 500 mA - 2700K	4242.6	39 W	80	7.00
	102-0846	LED-24/27W / 500mA - Amber	1166.7	30 W	NA	7.00
	102-0850	LED-24/36W / 500mA - PCA	3394.1	39 W	60	7.00
	102-0990	LED-24/24W / 350 mA - 3000 K	3452.3	26.5 W	80	7.00
	102-0994	LED-24/36W / 500 mA - 3000 K	4560.8	39 W	80	7.00
pedestrian/bicycle lane [P66] 	102-0833	LED-24/24W / 350 mA - 2700 K	3059.5	26.5 W	80	7.00
	102-0837	LED-24/24W / 350mA - Amber	844	20 W	NA	7.00
	102-0841	LED-24/24W / 350 mA - PCA	2321	26.5 W	60	7.00
	102-0849	LED-24/27W / 500mA - Amber	1105.3	30 W	NA	7.00
	102-0853	LED-24/36W / 500mA - PCA	3215.3	39 W	60	7.00
	102-0993	LED-24/24W / 350 mA - 3000 K	3114.9	26.5 W	80	7.00
	102-0997	LED-24/36W / 500 mA - 3000 K	4320.6	39 W	80	7.00
rectangular, side throw [R60] 	102-0831	LED-24/24W / 350 mA - 2700 K	3005.7	26.5 W	80	7.00
	102-0835	LED-24/24W / 350mA - Amber	829.2	20 W	NA	7.00
	102-0839	LED-24/24W / 350 mA - PCA	2280.2	26.5 W	60	7.00
	102-0843	LED-24/36W / 500 mA - 2700K	4375.7	39 W	80	7.00
	102-0847	LED-24/27W / 500mA - Amber	1203.3	30 W	NA	7.00
	102-0851	LED-24/36W / 500mA - PCA	3500.6	39 W	60	7.00
	102-0991	LED-24/24W / 350 mA - 3000 K	3213	26.5 W	80	7.00
	102-0995	LED-24/36W / 500 mA - 3000 K	4703.9	39 W	80	7.00

**Optical Accessories****Backlight shield**

Description	Part ID	Additional information
Backlight shield LS180	102-0959-24LED	Glare Shield for backlight spill. Suitable for [S65] [R60] lenses. Glare Shield factory-installed or available as retrofit kit. Must be specified at time of ordering.



Backlight shield LS180	102-0395-24LED	Glare Shield for backlight spill. Suitable for [S61], [S66], [R61], [P66] [Q66], [A61] lenses. Glare Shield factory-installed or available as retrofit kit. Must be specified at time of ordering.
------------------------	----------------	---

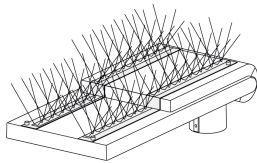


**Mounting Accessories****Bird deterrent**

---

Description	Part ID
Bird deterrent BD	430-0015

---



---

**Adaptor**

---

Description	Part ID
Adaptor AFL100	102-0392

---

