**Description**


IP68 (up to 10m), 12V/Class III. IK09. Stainless steel construction including PCS hardware. Silicone rubber gasket. Safety glass lens. Luminaire can be driven over at low speed. Factory-sealed termination chamber complete with cable gland and 1.5 m of flexible PVC free cable. IP68 in-line connector facilitates easy removal for off-site lamp replacement.

Factory installed circuit board in either white, red, green, blue or RGB. LED boards can be easily removed for upgrading.

Luminaire requires installation blackout. To be ordered separately.

Use in freshwater is allowed. The use in contaminated water, salt water/sea water or swimming pools is not permitted.

Specifications**Material description**

Body	Stainless steel construction
Lens	Safety glass lens; max. load 5 tonnes
Colours	 Stainless Steel
Gasket	Silicone rubber gasket
Fasteners	PCS polymer coated stainless steel
Ingress protection	IP68 up to 10 m
Impact resistance	IK09

Electrical description

Driver / Ballast	EC electronic converter required. To be ordered separately.
Surge protection	1/2 kV (optional SP10)

Additional information

Lifetime	Ta=25° L90B10 > 90000h
Energy efficiency class	E (Light source)

ETC109 LED

Inground luminaires

Options

Light distribution



symmetric, diffused distribution

Colour temperature

Nominal Watt

red

1 W

2 W

green

blue


RGB

white

ETC109 LED

Inground luminaires

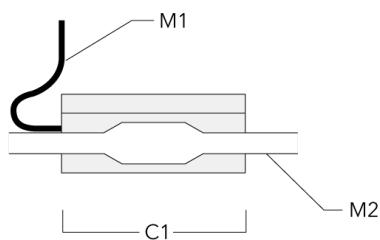
Configurations

Light distribution	Part ID	Light source	Rated lumens	Rated input power	CRI	Weight (kg)
symmetric, diffused distribution 	185-1558	LED-4/0,5W - red	2.9	0.8 W	22	0.50
	185-1559	LED-4/0,5W - green	2	0.8 W	22	0.50
	185-1560	LED-4/0,5W - blue	0.8	0.8 W	22	0.50
	185-1562	LED-3 x 4/1,5W - red-green-blue	3.5	0.8 W	22	0.50
	185-3319	LED-4/0,5W - white	3.5	0.8 W	85	0.50

Electrical Accessories

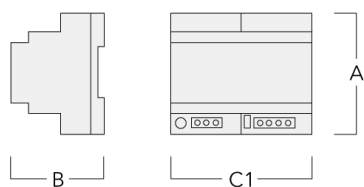
Sealable junction box

Description	Part ID	C1	M1	M2
Sealable junction box SJB130	185-1624	146	Ø 10	Ø 12 - 19



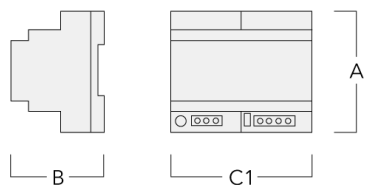
Main converter

Description	Part ID	A	B	C1
Transformer DC 12 V/12 W	400-0302	89	59	54




Inground luminaires

Description	Part ID	A	B	C1
Transformer DC 12 V/48 W	400-0309	89	59	72



Mounting Accessories**Installation cover**

Description	Part ID	C1
Installation cover BE	185-1850	65

**Installation blackout**

Description	Part ID	D1	D2	H1	Weight (kg)	D	H
Blockout, Plastic	185-1855	65	95	120	0.30	65/95	120

