

---

**Description**

Grated Steplight.

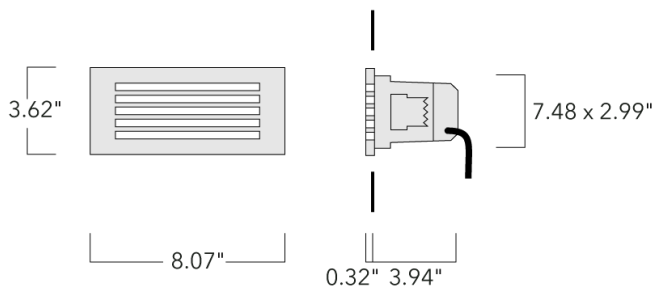
ADA (American Disabilities Act) Compliant.

IP55. Class I. IK10. Marine-grade, die-cast aluminum alloy. 5CE superior corrosion protection including PCS hardware. Powdercoat Finish. Silicone CCG® Controlled Compression Gasket. Opal polycarbonate main lens. Two cable entries. Integral driver. Factory-installed LED circuit board. 0-10V Dimming standard.

A pre-installation blockout is available and recommended for mounting in concrete walls; to be ordered separately.

Specify product with 7 Digit product code - Finish Color. Accessories, such as mounting, optical, and electrical, must be specified separately.

Example: XXX-XXXX-9004 (Black)  
+ XXX-XXXX (Accessory 1)



## Recessed Wall Luminaires

## Specifications

## Material description

Body	Luminaire body and lens frame constructed in die cast aluminum.
Lens	Opal polycarbonate lens.
Colors	<div><div></div> RAL9004 Black</div> <div><div></div> RAL9007 Grey Metallic</div> <div><div></div> RAL9016 White</div> <div><div></div> RAL8019 Dark Bronze</div>
Gasket	Silicone rubber gasket
Fasteners	PCS polymer coated stainless steel
Ingress protection	IP55
Impact resistance	IK10
Corrosion resistance	5CE

## Electrical description

Power supply	Integral [ECG] electronic driver 120V-277V. 0-10V dimmable, to be specified with order.
Driver / Ballast	Integral EC electronic converter

## Additional information




Lifetime	Ta=25°/40° L80B10 > 54000h
Listings	ETL listed. Suitable for wet locations.

**STG209 LED**

**Recessed Wall Luminaires**



**Options**


Light distribution	Color temperature	Nominal Watt
 diffused distribution	 3000 K	7 W
	 4000 K	

STG209 LED



Recessed Wall Luminaires

Configurations

Light distribution	Part ID	Light source	Delivered lumens	Rated input power	CRI	Weight (lb)
diffused distribution 	133-0331	LED-4/4W / 350 mA - 3000 K	75.1	5.5 W	80	2.20
	133-0332	LED-4/4W / 350 mA - 4000 K	82.4	5.5 W	80	2.20

Mounting Accessories

Installation blackout

Description	Part ID	A	B	C1	C
Installation blackout BST20-I	133-0075	8.74"	4.29"	4.13"	105

