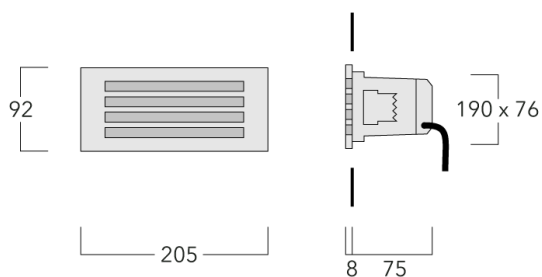


STL209 LED

Wall luminaires recessed



Description

IP55, Class I. Class II on request. IK10. Marine-grade, die-cast aluminium alloy. 5CE superior corrosion protection including PCS hardware. Silicone rubber gasket. Polycarbonate main lens. Two cable entries. Factory installed LED circuit board. Integral EC electronic converter. Optional 2200 K version available. To be specified at time of ordering.






A pre-installation blockout is available and recommended for mounting in concrete walls. To be ordered separately.

WE-EF LEUCHTEN GmbH

Töpingen Straße 16, 29646 Bispingen, Germany - Phone: +49 5194 909-0
info@we-ef.com - <https://we-ef.com>

Subject to technical changes and errors. - Generated on 23/11/2024

Wall luminaires recessed**Specifications****Material description**

| | |
|----------------------|---|
| Body | Marine-grade die-cast aluminium alloy |
| Lens | Polycarbonate lens |
| Colours |  RAL9004 Signal black |
| |  RAL9006 White aluminium |
| |  RAL9007 Grey aluminium |
| |  RAL7016 Anthracite grey |
| |  RAL9016 Traffic white |
| Gasket | Silicone rubber gasket |
| Fasteners | PCS Polymer Coated Stainless Steel Hardware |
| Ingress protection | IP55 |
| Impact resistance | IK10 |
| Corrosion resistance | 5CE |

Electrical description

| | |
|------------------|----------------------------------|
| Power supply | 220-240V / 50-60 Hz |
| Driver / Ballast | Integral EC electronic converter |
| Surge protection | 1/2 kV |

Additional information

| | |
|-------------------------|------------------------|
| Lifetime | Ta=25° L80B10 > 54000h |
| Energy efficiency class | C (Light source) |

STL209 LED

Wall luminaires recessed

Options

Light distribution



diffused distribution

Colour temperature



3000 K



4000 K



2700 K

Nominal Watt


7 W

STL209 LED

Wall luminaires recessed

we-ef

Configurations

| Light distribution | Part ID | Light source | Rated lumens | Rated input power | CRI | Weight (kg) |
|---|----------|----------------------------|--------------|-------------------|-----|-------------|
| diffused distribution  | 133-0324 | LED-4/4W / 350 mA - 3000 K | 17.1 | 5.5 W | 80 | 1.00 |
| | 133-0335 | LED-4/4W / 350 mA - 4000 K | 18.7 | 5.5 W | 80 | 1.00 |
| | 133-0453 | LED-4/4W / 350 mA - 2700 K | 16 | 5.5 W | 80 | 1.00 |

WE-EF LEUCHTEN GmbH

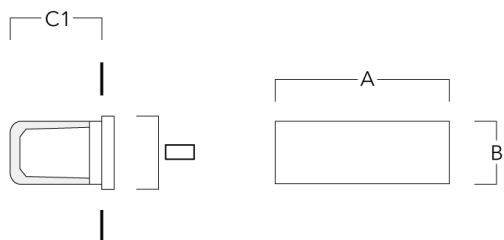
Töpinger Straße 16, 29646 Bispingen, Germany - Phone: +49 5194 909-0
info@we-ef.com - <https://we-ef.com>

Subject to technical changes and errors. - Generated on 23/11/2024

Mounting Accessories

Installation blackout

| Description | Part ID | A | B | C1 | C |
|-------------------------------|----------|-----|-----|-----|-----|
| Installation blackout BST20-I | 133-0075 | 222 | 109 | 105 | 105 |



| | | | | | |
|--------------------------------|----------|-----|-----|-----|-----|
| Installation blackout BST20-II | 133-0077 | 222 | 109 | 115 | 115 |
|--------------------------------|----------|-----|-----|-----|-----|

