






### Description

IP55, Class I. Class II on request. IK10. Marine-grade, die-cast aluminium alloy. 5CE superior corrosion protection including PCS hardware. Silicone rubber gasket. Polycarbonate main lens. Two cable entries. Factory installed LED circuit board. Integral EC electronic converter. Optional 2200 K version available. To be specified at time of ordering.

A pre-installation blockout is available and recommended for mounting in concrete walls. To be ordered separately.

**Wall luminaires recessed****Specifications****Material description**

---

Body	Marine-grade die-cast aluminium alloy
Lens	Polycarbonate lens
Colours	 RAL9004 Signal black  RAL9006 White aluminium  RAL9007 Grey aluminium  RAL7016 Anthracite grey  RAL9016 Traffic white
Gasket	Silicone rubber gasket
Fasteners	PCS Polymer Coated Stainless Steel Hardware
Ingress protection	IP55
Impact resistance	IK10
Corrosion resistance	5CE

---

**Electrical description**

---

Power supply	220-240V / 50-60 Hz
Driver / Ballast	Integral EC electronic converter
Surge protection	1/2 kV

---

**Additional information**

---

Lifetime	Ta=25° L80B10 > 54000h
Energy efficiency class	C-D (Light source)

---

# STO209 LED

Wall luminaires recessed

## Options

### Light distribution



diffused distribution

### Colour temperature



4000 K



3000 K



2700 K

### Nominal Watt


7 W

# STO209 LED

Wall luminaires recessed

**we-ef**

## Configurations

Light distribution	Part ID	Light source	Rated lumens	Rated input power	CRI	Weight (kg)
diffused distribution 	133-0322	LED-4/6W / 500 mA - 4000 K	216.9	8 W	80	0.90
	133-0328	LED-4/6W / 500 mA - 3000 K	202.8	8 W	80	0.90
	133-0443	LED-4/6W / 500 mA - 2700 K	188.6	8 W	80	0.90

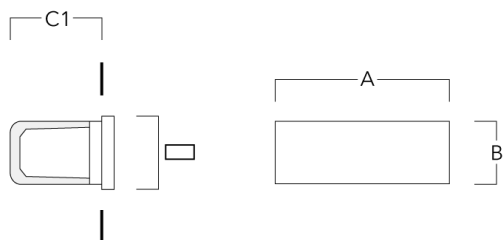
**WE-EF LEUCHTEN GmbH**

Töpinger Straße 16, 29646 Bispingen, Germany - Phone: +49 5194 909-0  
info@we-ef.com - <https://we-ef.com>

Subject to technical changes and errors. - Generated on 23/11/2024

**Mounting Accessories****Installation blackout**

Description	Part ID	A	B	C1	C
Installation blackout BST20-I	133-0075	222	109	105	105



Installation blackout BST20-II	133-0077	222	109	115	115
--------------------------------	----------	-----	-----	-----	-----

