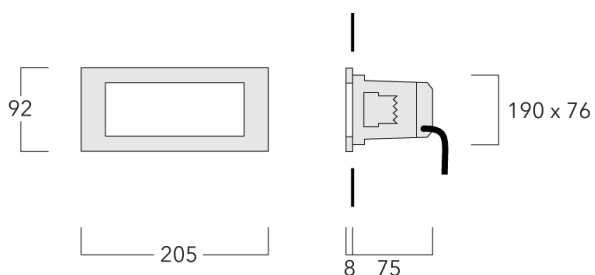



STO209 LED Stainless steel

Wall luminaires recessed

we-ef



Description

IP55, Class I. Class II on request. IK10. Marine-grade, die-cast aluminium alloy, with polished stainless steel frame. 5CE superior corrosion protection including PCS hardware. Silicone rubber gasket. Polycarbonate main lens. Two cable entries. Factory installed LED circuit board. Integral EC electronic converter.

A pre-installation blockout is available and recommended for mounting in concrete walls. To be ordered separately.

Optional 2200 K version available. To be specified at time of ordering.

WE-EF LEUCHTEN GmbH

Töpingen Straße 16, 29646 Bispingen, Germany - Phone: +49 5194 909-0
info@we-ef.com - <https://we-ef.com>


Subject to technical changes and errors. - Generated on 24/11/2024

STO209 LED Stainless steel

Wall luminaires recessed

Specifications

Material description

Body	Marine-grade die-cast aluminium alloy
Lens	Polycarbonate lens
Colours	 Stainless Steel
Gasket	Silicone rubber gasket
Fasteners	PCS Polymer Coated Stainless Steel Hardware
Ingress protection	IP55
Impact resistance	IK10
Corrosion resistance	5CE

Electrical description

Power supply	220-240V / 50-60 Hz
Driver / Ballast	Integral EC electronic converter
Surge protection	1/2 kV

Additional information

Lifetime	Ta=25° L80B10 > 54000h
Energy efficiency class	C-D (Light source)

STO209 LED Stainless steel

Wall luminaires recessed

Options

Light distribution



diffused distribution

Colour temperature



3000 K



4000 K



2700 K


Nominal Watt

7 W

STO209 LED Stainless steel

Wall luminaires recessed

Configurations

Light distribution	Part ID	Light source	Rated lumens	Rated input power	CRI	Weight (kg)
diffused distribution 	133-0329	LED-4/6W / 500 mA - 3000 K	202.8	8 W	80	0.90
	133-0330	LED-4/6W / 500 mA - 4000 K	216.9	8 W	80	0.90
	133-0444	LED-4/6W / 500 mA - 2700 K	188.6	8 W	80	0.90

WE-EF LEUCHTEN GmbH

Töpinger Straße 16, 29646 Bispingen, Germany - Phone: +49 5194 909-0
info@we-ef.com - <https://we-ef.com>

Subject to technical changes and errors. - Generated on 24/11/2024

Mounting Accessories

Installation blackout

Description	Part ID	A	B	C1	C
Installation blackout BST20-I	133-0075	222	109	105	105



Installation blackout BST20-II	133-0077	222	109	115	115
--------------------------------	----------	-----	-----	-----	-----

