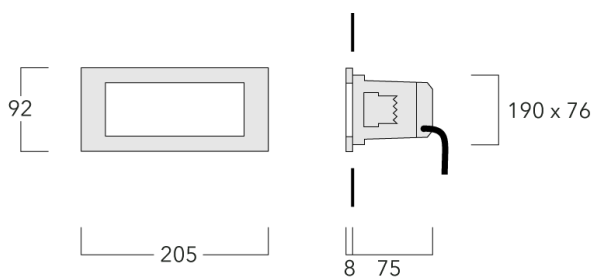



STO209 LED Stainless steel

Wall luminaires recessed

we-ef



Description

IP55, Class I. IK10. Marine-grade, die-cast aluminium alloy, with polished stainless steel frame. 5CE superior corrosion protection including PCS hardware. Silicone rubber gasket. Polycarbonate main lens. Two cable entries. Factory installed LED circuit board. Integral EC electronic converter.

A pre-installation blockout is available and recommended for mounting in concrete walls. To be ordered separately.

Optional 2200 K version available. To be specified at time of ordering.

WE-EF LIGHTING (Thailand) Co., Ltd.

57 Moo 5, Kingkaew Rd., Bangplee, 10540 Samutprakarn - Phone: +66 2 738 96 20 - Fax: +66 2 738 96 29

<https://we-ef.com/asia>


Subject to technical changes and errors. - Generated on 27/11/2024

STO209 LED Stainless steel

Wall luminaires recessed

Specifications

Material description

Body	Marine-grade, die-cast aluminium alloy
Colours	 Stainless Steel
Gasket	Silicone rubber gasket
Fasteners	PCS Polymer Coated Stainless Steel Hardware
Ingress protection	IP55
Impact resistance	IK10
Corrosion resistance	5CE

Electrical description

Power supply	220-240V / 50-60 Hz
Driver / Ballast	Integral EC electronic converter

Additional information

Lifetime	Ta=25° L80B10 > 54000h
----------	------------------------

STO209 LED Stainless steel

Wall luminaires recessed

we-ef

Options

Light distribution Colour temperature Nominal Watt

STO209 LED Stainless steel

Wall luminaires recessed

we-ef

Configurations

Light distribution	Part ID	Light source	Rated lumens	Rated input power	CRI	Weight (kg)
--------------------	---------	--------------	--------------	-------------------	-----	-------------

WE-EF LIGHTING (Thailand) Co., Ltd.

57 Moo 5, Kingkaew Rd., Bangplee, 10540 Samutprakarn - Phone: +66 2 738 96 20 - Fax: +66 2 738 96 29

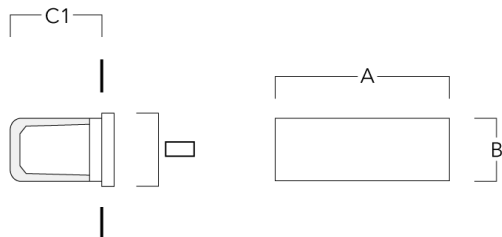
<https://we-ef.com/asia>

Subject to technical changes and errors. - Generated on 27/11/2024

Mounting Accessories

Installation blackout

Description	Part ID	A	B	C1	C
Installation blackout BST20-I	133-0075	222	109	105	105



Installation blackout BST20-II	133-0077	222	109	115	115
--------------------------------	----------	-----	-----	-----	-----

