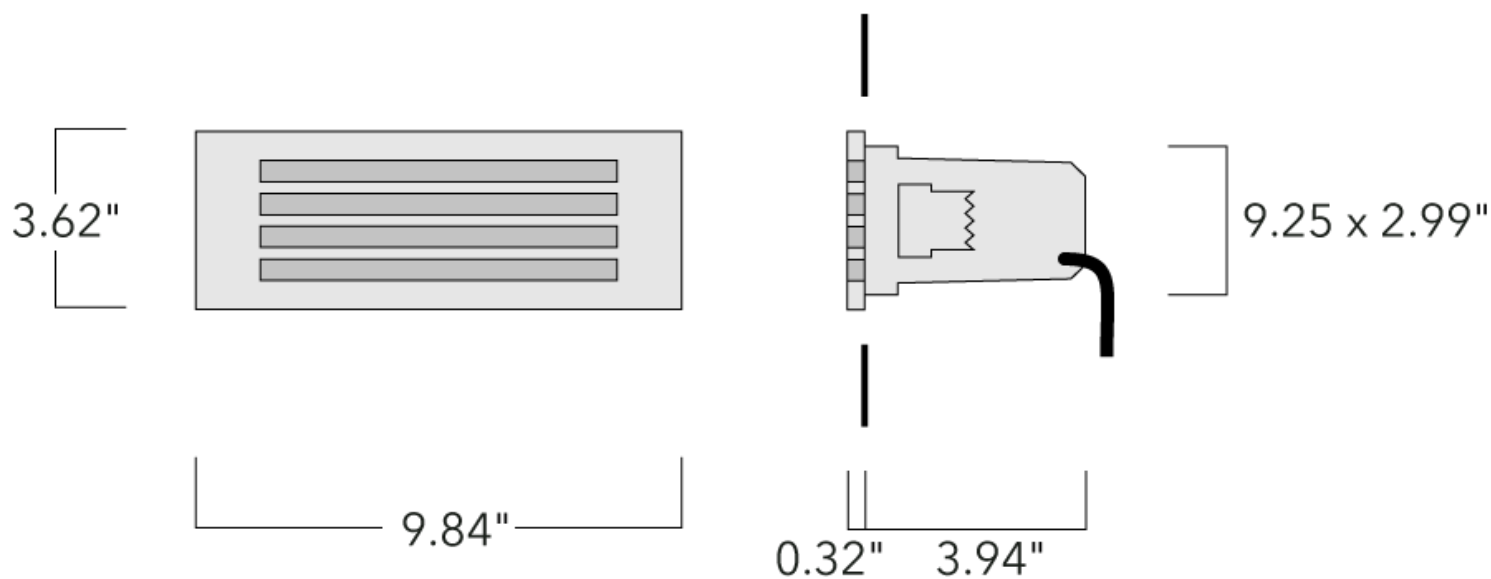


STL259 LED

Recessed Wall Luminaires

we-ef



WE-EF LIGHTING USA, LLC

410-D Keystone Drive, 15086 Warrendale, PA 15086 - Phone: +1 724 742 0030


customersupport.usa@we-ef.com - <https://we-ef.com/us>

Subject to technical changes and errors. - Generated on 08/14/2025

STL259 LED

Recessed Wall Luminaires

we-ef



Description

Louvred Steplight.

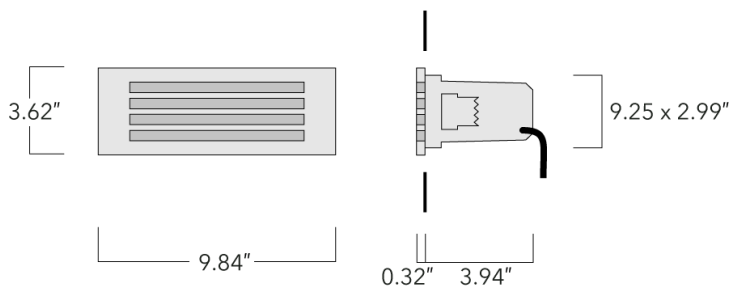
ADA (American Disabilities Act) Compliant.

IP55. Class I. IK10. Marine-grade, die-cast aluminum alloy. 5CE superior corrosion protection including PCS hardware. Silicone CCG® Controlled Compression Gasket. Opal polycarbonate main lens. Two cable entries. Integral driver. Factory-installed LED circuit board. 0-10V Dimming standard.

A pre-installation blockout is available and recommended for mounting in concrete walls; to be ordered separately.

Specify product with 7 Digit product code - Finish Color. Accessories, such as mounting, optical, and electrical, must be specified separately.

Example: XXX-XXXX-9004 (Black)
+ XXX-XXXX (Accessory 1)



WE-EF LIGHTING USA, LLC

410-D Keystone Drive, 15086 Warrendale, PA 15086 - Phone: +1 724 742 0030
customersupport.usa@we-ef.com - <https://we-ef.com/us>
Subject to technical changes and errors. - Generated on 08/14/2025

Recessed Wall Luminaires

Specifications

Material description

Body	Luminaire body and lens frame constructed in die cast aluminum.
Lens	Opal polycarbonate lens.
Colors	<div><div></div> RAL9004 Black</div> <div><div></div> RAL9007 Grey Metallic</div> <div><div></div> RAL9016 White</div> <div><div></div> RAL8019 Dark Bronze</div>
Gasket	Silicone rubber gasket
Fasteners	PCS polymer coated stainless steel
Ingress protection	IP55
Impact resistance	IK10
Corrosion resistance	5CE

Electrical description

Power supply	Integral [ECG] electronic driver 120V-277V. 0-10V dimmable, to be specified with order.
Driver / Ballast	Integral EC electronic converter

Additional information





Lifetime	Ta=25°/40° L80B10 > 54000h
Listings	ETL listed. Suitable for wet locations.

STL259 LED

Recessed Wall Luminaires



Options


Light distribution	Color temperature	Nominal Watt
 diffused distribution	 3000 K	1 W
	 4000 K	
	 2700 K	

STL259 LED



Recessed Wall Luminaires

Configurations

Light distribution	Part ID	Light source	Delivered lumens	Rated input power	CRI	Weight (lb)
diffused distribution 	133-0308	LED-6/6W / 350 mA - 3000 K	25.6	7.5 W	80	2.90
	133-0347	LED-6/6W / 350 mA - 4000 K	28.1	7.5 W	80	2.90
	133-0454	LED-6/6W / 350 mA - 2700 K	23.9	7.5 W	80	2.90

Mounting Accessories

Installation blackout

Description	Part ID	A	B	C1	C
Installation blackout BST25-I	133-0076	10.51"	5.19"	5.12"	130

