

Recessed Wall Luminaires



Description

Recessed LED wall luminaire.

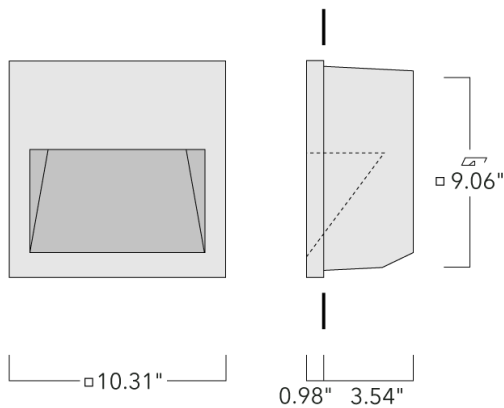
ADA (American Disabilities Act) Compliant.

IP55. Class I. IK08. Marine-grade, die-cast aluminum alloy. 5CE superior corrosion protection including PCS hardware. Silicone CCG® Controlled Compression Gasket. Safety glass lens. Two cable entries. 0-10V Dimming comes standard with luminaire.

A pre-installation blockout is available and recommended for mounting in concrete walls; to be ordered separately.

Specify product with 7 Digit product code - Finish Color. Accessories, such as mounting, optical, and electrical, must be specified separately.





Example: XXX-XXXX-9004 (Black)
+ XXX-XXXX (Accessory 1)



Recessed Wall Luminaires

Specifications

Material description

Body	Luminaire body and lens frame constructed in die cast aluminum.
Lens	Tempered glass lens.
Colors	 RAL9004 Black  RAL9007 Grey Metallic  RAL9016 White  RAL8019 Dark Bronze
Gasket	Silicone rubber gasket
Fasteners	PCS polymer coated stainless steel
Ingress protection	IP55
Impact resistance	IK08
Corrosion resistance	5CE

Electrical description






Power supply	Integral [ECG] electronic driver 120V-277V. 0-10V dimmable, to be specified with order.
Driver / Ballast	Integral EC electronic converter

Additional information



Lifetime	LED >60,000 h Ta 25°(B10/70) Control gear >50,000 h Ta 25°
Listings	ETL listed. Suitable for wet locations.

Recessed Wall Luminaires

Options

Light distribution	Color temperature	Nominal Watt
 asymmetric, forward-throw [A60]	 3000 K	1 W 0 W
 asymmetric, forward throw [A60]	 4000 K	
	 2700 K	

Configurations

Light distribution	Part ID	Light source	Delivered lumens	Rated input power	CRI	Weight (lb)
<div>asymmetric, forward throw [A60]</div> 	197-9084	LED-12W / 350 mA - 3000 K	511.9	15 W	80	3.40
	197-9086	LED-12W / 350 mA - 4000 K	531	15 W	80	3.40
	197-9090	LED-6W / 350 mA - 2700 K	376.9	8 W	80	7.10
	197-9091	LED-12W / 350 mA - 2700 K	473.6	15 W	80	7.10
<div>asymmetric, forward-throw [A60]</div> 	197-0352	LED-6/6W / 350 mA - 3000 K	354	7.7 W	80	7.10
	197-0353	LED-6/6W / 350 mA - 4000 K	388.3	5.6 W	80	7.10

Mounting Accessories

Installation blackout

Description	Part ID	A	B	C1	C
Installation blackout BQR35-I-RE	197-0129	10.70	10.70	4.92	125

