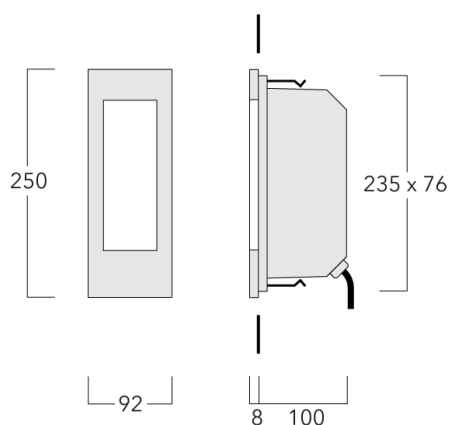


# SVO259 LED Stainless steel

## Wall luminaires recessed

**we-ef**



### Description

IP55, Class I. IK10. Marine-grade, die-cast aluminium alloy, with polished stainless steel frame. 5CE superior corrosion protection including PCS hardware. Silicone rubber gasket. Polycarbonate main lens. Two cable entries.

A pre-installation blockout is available and recommended for mounting in concrete walls. To be ordered separately.

### WE-EF LIGHTING Pty Ltd

6/13 Downard Street, 3195 Braeside, Victoria - Phone: +61 3 8587 0444 - Fax: +61 3 8587 0499

info.australia@we-ef.com - <https://we-ef.com/aus>

Subject to technical changes and errors. - Generated on 23/11/2024


# SVO259 LED Stainless steel

Wall luminaires recessed

## Specifications

### Material description

---

Body	Marine-grade die-cast aluminium alloy
Colours	 Stainless Steel
Gasket	Silicone rubber gasket
Ingress protection	IP55
Impact resistance	IK10
Corrosion resistance	5CE

---

### Electrical description

---

Power supply	220-240V / 50-60 Hz
Driver / Ballast	Integral EC electronic converter

---

### Additional information

---

Lifetime	Ta=40° L80B10 > 54000h
----------	------------------------

---

# SVO259 LED Stainless steel

Wall luminaires recessed

**we-ef**

## Options

Light distribution   Colour temperature   Nominal Watt

### **WE-EF LIGHTING Pty Ltd**

6/13 Downard Street, 3195 Braeside, Victoria - Phone: +61 3 8587 0444 - Fax: +61 3 8587 0499

info.australia@we-ef.com - <https://we-ef.com/aus>

Subject to technical changes and errors. - Generated on 23/11/2024

# SVO259 LED Stainless steel



Wall luminaires recessed

## Configurations

Light distribution	Part ID	Light source	Rated lumens	Rated input power	CRI	Weight (kg)
--------------------	---------	--------------	--------------	-------------------	-----	-------------

### WE-EF LIGHTING Pty Ltd

6/13 Downard Street, 3195 Braeside, Victoria - Phone: +61 3 8587 0444 - Fax: +61 3 8587 0499

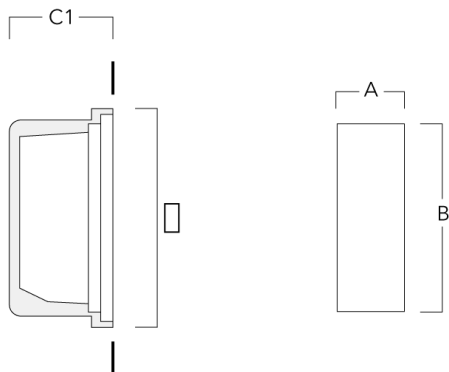
info.australia@we-ef.com - <https://we-ef.com/aus>

Subject to technical changes and errors. - Generated on 23/11/2024

### Mounting Accessories

#### Installation blackout

Description	Part ID	A	B	C1
Installation blackout BST25-II	133-0078	267	132	140



Installation blackout BST25-I	133-0076	267	132	130
-------------------------------	----------	-----	-----	-----

