

Description




IP66, Class I. IK10. Marine-grade, die-cast aluminium alloy. 5CE superior corrosion protection + primer including PCS hardware. Polycarbonate lens. Silicone rubber gasket.

Integral EC electronic converter. Advanced thermal management protects LEDs while optimising lumens output. Two cable entries.

Pre-installation blackout is recommended for mounting in concrete, available on request. Optional 2200 K version available. To be specified at time of ordering.

Specifications

Material description

| | |
|----------------------|---|
| Body | Marine-grade die-cast aluminium alloy |
| Lens | Polycarbonate lens |
| Colours |  RAL9004 Signal black |
| |  RAL9006 White aluminium |
| |  RAL9007 Grey aluminium |
| Gasket | Silicone rubber gasket |
| Fasteners | PCS Polymer Coated Stainless Steel Hardware (unpainted) |
| Ingress protection | IP66 |
| Impact resistance | IK10 |
| Corrosion resistance | 5CE+Primer |





Electrical description

| | |
|------------------|----------------------------------|
| Power supply | 230V / 50 Hz |
| Driver / Ballast | Integral EC electronic converter |


Additional information

| | |
|----------|--|
| Lifetime | Ta=40° L80B10 > 54000h |
| Warranty | The product is supplied with 10-year warranty. Please refer to the LED Warranty Statement located on www.we-ef.com for further details. |

Options

| Light distribution | Colour temperature | Nominal Watt |
|--|--|--------------|
|  diffused distribution |  3000 K | 1 W |
| |  4000 K | |
| |  2700 K | |

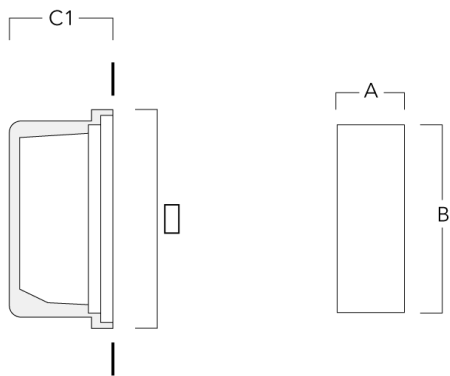
Configurations

| Light distribution | Part ID | Light source | Rated lumens | Rated input power | CRI | Weight (kg) |
|---|----------|----------------------------|--------------|-------------------|-----|-------------|
| diffused distribution  | 133-0360 | LED-6/6W / 350 mA - 3000 K | 37.5 | 7.5 W | 80 | 1.20 |
| | 133-0361 | LED-6/6W / 350 mA - 4000 K | 41.1 | 7.5 W | 80 | 1.20 |
| | 133-0442 | LED-6/6W / 350 mA - 2700 K | 35.1 | 7.5 W | 80 | 1.20 |

Mounting Accessories

Installation blackout

| Description | Part ID | A | B | C1 |
|--------------------------------|----------|-----|-----|-----|
| Installation blackout BST25-II | 133-0078 | 267 | 132 | 140 |



| | | | | |
|-------------------------------|----------|-----|-----|-----|
| Installation blackout BST25-I | 133-0076 | 267 | 132 | 130 |
|-------------------------------|----------|-----|-----|-----|

