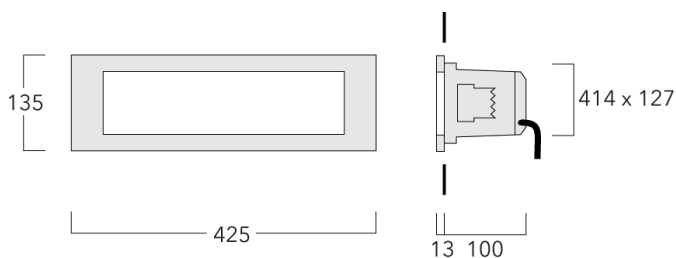


STO279 LED Stainless steel

Wall luminaires recessed

we-ef



Description

IP66, Class I. Class II on request. IK10. Marine-grade, die-cast aluminium alloy, with polished stainless steel frame. 5CE superior corrosion protection including PCS hardware. Silicone rubber gasket. Polycarbonate main lens. Two cable entries. Factory installed LED circuit board. Integral EC electronic converter.

A pre-installation blackout is available and recommended for mounting in concrete walls. To be ordered separately.

Optional 2200 K version available. To be specified at time of ordering.

WE-EF LEUCHTEN GmbH

Töpinger Straße 16, 29646 Bispingen, Germany - Phone: +49 5194 909-0
info@we-ef.com - <https://we-ef.com>


Subject to technical changes and errors. - Generated on 24/11/2024

STO279 LED Stainless steel

Wall luminaires recessed

Specifications

Material description

| | |
|----------------------|---|
| Body | Marine-grade, die-cast aluminium alloy |
| Lens | Polycarbonate lens |
| Colours |  Stainless Steel |
| Gasket | Silicone rubber gasket |
| Fasteners | PCS hardware |
| Ingress protection | IP66 |
| Impact resistance | IK10 |
| Corrosion resistance | 5CE |

Electrical description

| | |
|------------------|----------------------------------|
| Power supply | 220-240V / 50-60 Hz |
| Driver / Ballast | Integral EC electronic converter |
| Surge protection | 1/2 kV |

Additional information

| | |
|-------------------------|------------------------|
| Lifetime | Ta=25° L80B10 > 54000h |
| Energy efficiency class | C-D (Light source) |

STO279 LED Stainless steel

Wall luminaires recessed

Options

Light distribution



diffused distribution

Colour temperature



3000 K



4000 K



2700 K


Nominal Watt

15 W

STO279 LED Stainless steel

Wall luminaires recessed

Configurations

| Light distribution | Part ID | Light source | Rated lumens | Rated input power | CRI | Weight (kg) |
|---|----------|-----------------------------|--------------|-------------------|-----|-------------|
| diffused distribution  | 133-0354 | LED-9/21W / 500 mA - 3000 K | 802.5 | 24 W | 80 | 2.30 |
| | 133-0355 | LED-9/21W / 500 mA - 4000 K | 857.4 | 24 W | 80 | 2.30 |
| | 133-0448 | LED-9/21W / 500 mA - 2700 K | 747.5 | 24 W | 80 | 2.30 |

WE-EF LEUCHTEN GmbH

Töpinger Straße 16, 29646 Bispingen, Germany - Phone: +49 5194 909-0
info@we-ef.com - <https://we-ef.com>

Subject to technical changes and errors. - Generated on 24/11/2024

Mounting Accessories

Installation blackout

| Description | Part ID | A | B | C1 | C |
|-------------------------------|----------|-----|-----|-----|-----|
| Installation blackout BST27-I | 133-0217 | 447 | 157 | 125 | 130 |



| | | | | | |
|--------------------------------|----------|-----|-----|-----|-----|
| Installation blackout BST27-II | 133-0219 | 447 | 157 | 135 | 140 |
|--------------------------------|----------|-----|-----|-----|-----|

