






Description

IP55, Class I. Class II on request. IK07. Marine-grade, die-cast aluminium alloy. 5CE superior corrosion protection including PCS hardware. Silicone CCG® Controlled Compression Gasket. Safety glass lens. Integral EC electronic converter in thermally separated compartment. CAD-optimised optics for superior illumination and glare control. OLC® One LED Concept. Factory installed LED circuit board. Optional 2200 K version available.

Knuckle permits 350° horizontal and 90° vertical aiming of optics.

Specifications

Material description

Body	Marine-grade, die-cast aluminium alloy
Lens	Safety glass lens
Colours	 RAL9004 Signal black  RAL9006 White aluminium  RAL9007 Grey aluminium  RAL7016 Anthracite grey  RAL9016 Traffic white
Gasket	Silicone CCG® Controlled Compression Gasket
Fasteners	PCS Polymer Coated Stainless Steel Hardware
Ingress protection	IP55
Impact resistance	IK07
Corrosion resistance	5CE

Electrical description

Power supply	220-240V / 50-60 Hz
Driver / Ballast	Integral EC electronic converter in thermally-separated compartment
Surge protection	1/2 kV

Additional information

Lifetime	Ta=25° L90B10 > 90000h
Energy efficiency class	C-D (Light source)

FLC131 LED - Wall bracket

Projectors

Options

Light distribution



symmetric, medium beam [M]



symmetric, very narrow beam, sharp cut-off [EES]



linear spread, very narrow beam, sharp cut-off [EES]



symmetric, wide beam [B]



symmetric, very narrow beam [EE]



linear spread, very narrow beam [EE]



wallwash

Colour temperature



3000 K



4000 K










2700 K

Nominal Watt

3 W

Configurations

Light distribution	Part ID	Light source	Rated lumens	Rated input power	CRI	Weight (kg)
linear spread, very narrow beam [EE] 	146-0515+146-0418	LED-12/24W / 700 mA - 3000 K	2744.2	27 W	80	4.50
	146-0516+146-0418	LED-12/24W / 700 mA - 4000 K	2933.4	27 W	80	4.50
	146-0974+146-0418	LED-12/24W / 700 mA - 2700 K	2554.9	27 W	80	4.50
linear spread, very narrow beam, sharp cut-off [EES] 	146-0408+146-0418	LED-12/24W / 700 mA - 3000 K	2865.9	27 W	80	4.50
	146-0409+146-0418	LED-12/24W / 700 mA - 4000 K	3063.5	27 W	80	4.50
	146-0975+146-0418	LED-12/24W / 700 mA - 2700 K	2668.2	27 W	80	4.50
symmetric, medium beam [M] 	146-0405	LED-12/24W / 700 mA - 3000 K	2998.6	27 W	80	4.50
	146-0406	LED-12/24W / 700 mA - 4000 K	3205.4	27 W	80	4.50
	146-0973	LED-12/24W / 700 mA - 2700 K	2791.8	27 W	80	4.50
symmetric, very narrow beam [EE] 	146-0515	LED-12/24W / 700 mA - 3000 K	2883.7	27 W	80	4.50
	146-0516	LED-12/24W / 700 mA - 4000 K	3082.5	27 W	80	4.50
	146-0974	LED-12/24W / 700 mA - 2700 K	2684.8	27 W	80	4.50
symmetric, very narrow beam, sharp cut-off [EES] 	146-0408	LED-12/24W / 700 mA - 3000 K	3077.9	27 W	80	4.50
	146-0409	LED-12/24W / 700 mA - 4000 K	3290.2	27 W	80	4.50
	146-0975	LED-12/24W / 700 mA - 2700 K	2865.6	27 W	80	4.50
symmetric, wide beam [B] 	146-0512	LED-12/24W / 700 mA - 3000 K	2709.2	27 W	80	4.50
	146-0513	LED-12/24W / 700 mA - 4000 K	2896	27 W	80	4.50
	146-0972	LED-12/24W / 700 mA - 2700 K	2522.3	27 W	80	4.50
wallwash 	146-0405+146-0645	LED-12/24W / 700 mA - 3000 K	2405.6	27 W	80	4.50
	146-0406+146-0645	LED-12/24W / 700 mA - 4000 K	2571.5	27 W	80	4.50
	146-0973+146-0645	LED-12/24W / 700 mA - 2700 K	2239.7	27 W	80	4.50

Optical Accessories

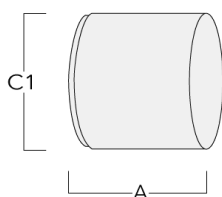
Glare shield

Description	Part ID	A	C1
Glare shield ES	146-0156	110	100



Snoot

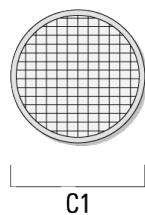
Description	Part ID	A	C1
Snoot ET	146-0397	95,5	126



Projectors

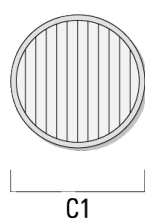
Flood lens

Description	Part ID	C1
IO-360	146-0623	110



Linear spread lens

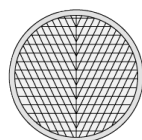
Description	Part ID	C1
IO-180-FLC131-LED	146-0418	110



Projectors

Wallwash lens

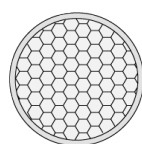
Description	Part ID	C1
IO-20-WW-FLC131-LED	146-0645	110



C1

Honeycomb louvre

Description	Part ID	C1
IW-FLC131-LED - [EE][EES]	146-0625	110



C1